

2003


# Family religious involvement and the quality of family relationships for early adolescents

---

Smith, Christian, and Phillip Kim. 2003. Family religious involvement and the quality of family relationships for early adolescents. Chapel Hill, NC (University of North Carolina at Chapel Hill, CB# 3507, Chapel Hill 27599-3057): National Study of Youth and Religion.

<https://hdl.handle.net/2144/20>

*"Downloaded from OpenBU. Boston University's institutional repository."*



# **Family Religious Involvement and the Quality of Family Relationships for Early Adolescents**

*A Research Report of  
the National Study  
of Youth and Religion*

*Number 4*

*by Christian Smith  
and Phillip Kim*





**Family Religious Involvement  
and the Quality of  
Family Relationships for  
Early Adolescents**

*by  
Christian Smith  
and Phillip Kim*

**A Research Report of the**



**NATIONAL  
STUDY OF  
YOUTH &  
RELIGION**

**Number 4**



**NATIONAL  
STUDY OF  
YOUTH &  
RELIGION**

The National Study of Youth and Religion, funded by Lilly Endowment Inc. and under the direction of Dr. Christian Smith, professor in the Department of Sociology, is based at the Odum Institute for Research in Social Science at The University of North Carolina at Chapel Hill. This four-year research project began in August 2001 and will con-

continue until August 2005. The purpose of the project is to research the shape and influence of religion and spirituality in the lives of U.S. adolescents; to identify effective practices in the religious, moral, and social formation of the lives of youth; to describe the extent to which youth participate in and benefit from the programs and opportunities that religious communities are offering to their youth; and to foster an informed national discussion about the influence of religion in youth's lives, in order to encourage sustained reflection about and rethinking of our cultural and institutional practices with regard to youth and religion.

**Family Religious Involvement and the Quality of Family Relationships for Early Adolescents**

by Christian Smith and Phillip Kim

**A Research Report of the National Study of Youth and Religion, Number 4**

About the Authors – Christian Smith is professor and associate chair of sociology at the University of North Carolina at Chapel Hill. Phillip Kim is a Ph.D. graduate student in sociology at the University of North Carolina at Chapel Hill.

Cover Design: Sandy Fay, Laughing Horse Graphics, Quakertown, PA

Interior Design: Roxann L. Miller

Editors: Roxann L. Miller  
Theresa M. Rupar

© 2003 by the National Study of Youth and Religion  
All rights reserved.

Additional copies of this report are available for \$4.  
Please make checks payable to the Odum Institute and mail to:  
National Study of Youth and Religion  
The University of North Carolina at Chapel Hill  
CB# 3057  
Chapel Hill, NC 27599-3057

Website: [www.youthandreligion.org](http://www.youthandreligion.org)  
Email: [youthandreligion@unc.edu](mailto:youthandreligion@unc.edu)

# ***Contents***

Executive Summary . . . . .	5
Data and Methods . . . . .	7
Table 1 — Family Religious Involvement . . . . .	9
Aspires to Be Like Mother . . . . .	10
Enjoys Time with Mother . . . . .	11
Admires Mother . . . . .	12
Help From Mother . . . . .	13
Praise by Mother . . . . .	14
Strictness of Mother . . . . .	15
Supportiveness of Mother . . . . .	16
Mother Blames Child . . . . .	17
Mother Cancels Plans . . . . .	18
Mother’s Knowledge of Child’s Friends . . . . .	19
Mother’s Knowledge of Child’s Friends’ Parents . . . . .	20
Mother’s Knowledge of Child’s Social Contacts . . . . .	21
Mother’s Knowledge of Child’s Education . . . . .	22
Aspires to Be Like Father . . . . .	23
Enjoys Time With Father . . . . .	24
Admires Father . . . . .	25
Help From Father . . . . .	26
Praise by Father . . . . .	27
Supportiveness of Father . . . . .	28
Father Cancels Plans . . . . .	29
Father’s Knowledge of Child’s Friends . . . . .	30
Father’s Knowledge of Child’s Friends’ Parents . . . . .	31
Father’s Knowledge of Child’s Social Contacts . . . . .	32
Father’s Knowledge of Child’s Education . . . . .	33
Eating Dinner with Family . . . . .	34
Having Fun with Family . . . . .	35
Running Away from Home . . . . .	36



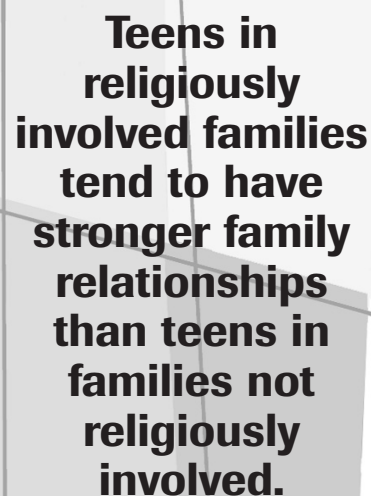
---

## ***Executive Summary***

**R**eligiously involved families of early adolescents, those ages 12 to 14, living in the United States appear more likely to have significantly stronger family relationships than do families that are not religiously active. This report examines associations between three dimensions of family religious involvement (the number of days per week the family does something religious, parental worship service attendance and parental prayer) and the quality of family relationships. Out of the 27 family relationship variables examined for this report, all were significantly related to some dimension of family religious involvement, after controlling for the possible effects of eight control variables.

Eleven percent of 12- to 14-year-old youth belong to families that are heavily involved (five to seven days per week) in some form of religious activity during the week (such as attending church, praying or reading scriptures together). These youth are significantly more likely than youth whose families do not engage in religious activities throughout the week (36 percent of all youth) to:

- ◆ Have stronger relationships with their mothers and fathers, according to multiple measures
- ◆ Participate in family activities, such as eating dinner together
- ◆ Not run away from home



**Teens in religiously involved families tend to have stronger family relationships than teens in families not religiously involved.**

---

Youth from less religiously active families (8 percent for three to four days per week; 45 percent for one to two days per week) also are more likely to exhibit many but not all of the positive family relationship characteristics.

The data revealed fewer significant associations between parental worship service attendance and positive family relationship characteristics. However, the 37 percent of youth with a parent attending worship services at least once a week are significantly more likely than those whose parents do not attend to:

- ◆ Have mothers who both praise and are strict with them
- ◆ Have mothers who know most things about their close friends' parents and who know who they are with when they are not at home
- ◆ Have fathers whom they aspire to be like and of whom they think highly
- ◆ Have fathers who are supportive of them and don't tend to abruptly cancel plans with them
- ◆ Have fathers who know at least some things about their close friends, about their close friends' parents, about whom they interact with when not home and about their life in school
- ◆ Eat dinner regularly with their families
- ◆ Not run away from home

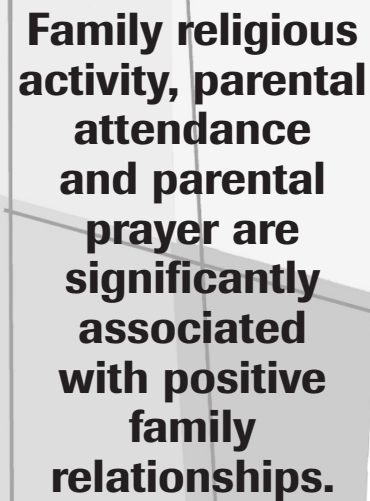
For the youth whose parents are less frequent attenders (12 percent for twice per month; 21 percent for once per month or less), the data also suggest evidence of stronger family relationships than those whose parents do not attend, but with more scattered significant positive results.

The data also show that the 53 percent of youth with a parent who reports praying more than once a day are more likely than youth whose parent prays daily or less to have better relationships with their mothers and fathers in a variety of measures.

To summarize, all three dimensions of family and parental religious involvement analyzed here (family religious activity, parental religious service attendance and parental prayer) tend to be associated significantly with positive family relationship characteristics after employing statistical procedures to control for the possible influence of demographic and socioeconomic factors. In preliminary analyses, only a few dependent variables were not significantly associated with these religion variables.

---

Note that the cross-sectional data upon which the analyses in this report are based (data gathered at one point in time, not over time) make it difficult to determine precisely the causal effects of religion. It might be that religion itself improves family relationships. It might also be that youth and families that already are committed to high-quality family relationships choose to become more religiously involved as one strategy to pursue them. A combination of these or other causal influences might operate to produce the results presented in this report. What is clear in this report's findings, however, is that, for whatever reasons, early adolescents living in religiously involved families in the United States appear more likely to enjoy stronger, more positive relationships in their families than do early adolescents in families that are not religiously active. This understanding may be an important starting point of knowledge for considering ways to enhance the quality of life of U.S. adolescents.



**Family religious activity, parental attendance and parental prayer are significantly associated with positive family relationships.**

**A note on data and methods:**

The National Longitudinal Survey of Youth (1997) (NLSY97) is a nationally representative survey documenting the transition from school to work of youth living in the United States ages 12 through 16 as of December 31, 1996. A total of 8,984 respondents participated in this survey. Ninety-two percent of eligible respondents were interviewed. An oversample of 2,236 black and Hispanic youth is included in the final sample (all analyses are weighted to correct for the oversample). Additionally, 7,942 parents or parent figures completed a separate parent survey, one parent per youth respondent. Round 1 data (collected during February-October of 1997 and March-May of 1998) from both the youth and parent surveys are used in this analysis. The NLSY97 survey is sponsored by the U.S. Bureau of Labor Statistics and conducted by the National Opinion Research Center at the University of Chicago with assistance from the Center for Human Resource Research at The Ohio State University.

While the NLSY survey contains data from adolescents 12 to 16 years old, this analysis focuses on younger adolescents, ages 12 to 14 years old, due to sample structure and skip pattern limitations (N=4,753 for 12 to 14 year-olds; Ns for father variables are lower due to fewer number of households with fathers in residence). Reports of religious behavior are based on the parent surveys, while the

---

reports about family relationships are based on the youth surveys. For ease of reading, this report uses the general terms “mother” and “father” to represent both biological parents and non-biological parent figures that could be present in the household.

Multiple regression techniques allow control for eight other factors that also might be related to the outcomes of interest. These eight control factors are age, race, presence of both biological parents in the household, income, rural/urban residence, region, sex and education of residential mother or mother figure. The religion variables examined are number of days per week family does something religious, frequency of parental worship service attendance and frequency of parental prayer (see Table 1).

Each regression model was run separately for each religion variable, so a model testing the relationship of family religious activity on the relationship with the father or father figure, for instance, does not control for other dimensions of religion, such as parental worship service attendance. Differences among religious variables are presented in this report in cross-tabulation form. Religious variables that are statistically significantly at the  $p < .05$  level when compared to the designated nonreligious and low-religious comparison variables (shown in italics) have asterisks (\*) next to them in the tables that follow. Regression models and results are not included in this report but are available upon request from the National Study of Youth and Religion.

---

**Table 1: Family Religious Involvement (Percents)**

---

**Days Per Week Family Does Something Religious (N = 4,706)**

**“In a typical week, how many days from zero to seven do you do something religious as a family such as go to church, pray or read the scriptures together?”**

5 to 7	10.9
3 to 4	8.4
1 to 2	44.8
Zero	35.9

---

**Parental Worship Service Attendance (N = 4,251)**

**“In the past 12 months, how often have you attended a worship service (like church or synagogue service or mass)?”**

About Once/Week or More	36.5
About Twice/Month (24 times)	12.3
Once/Month or Less (3-12 times)	20.8
Once or Twice/Year	13.1
Never	17.2

---

**Parent Prays More Than Once Per Day (N = 4,221)**

**“I pray more than once a day.”**

Yes	53.1
No	47.0

---

Source: National Longitudinal Survey of Youth, 1997

## ***Aspires to Be Like Mother***

*Youth from religiously active families are more likely look to their mothers as positive role models. Youth from religiously active families are more likely than those in families that are not religiously active to agree with the statement, “She is a person I want to be like” when discussing their mothers. Of youth whose families did something religious five to seven days per week, 74 percent agree or strongly agree, compared to 51 percent of youth from families not religiously active. Youth with a parent attending worship services about twice per month are more likely to aspire to be like their mothers than are youth whose parent does not attend worship services. Additionally, youth with a parent praying more than once a day are also more likely to aspire to be like their mothers than are youth whose parent does not pray more than once a day. These relationships are statistically significant, controlling for age, race, presence of both biological parents in the household, income, rural/urban residence, region, sex and education of residential mother or mother figure.*

**Table 2: “She is a person I want to be like.” (Percents)**

	<b>Strongly Disagree</b>	<b>Disagree</b>	<b>Neutral or Mixed</b>	<b>Agree</b>	<b>Strongly Agree</b>
<b>Overall</b>	5.7	8.5	26.6	35.1	24.1
<b>Days Per Week Family Does Something Religious (N = 4,538)</b>					
<b>5 to 7*</b>	5.4	3.9	16.4	34.7	39.7
<b>3 to 4*</b>	5.2	9.2	20.6	38.4	26.7
<b>1 to 2*</b>	5.1	7.1	26.3	35.9	25.6
<b><i>Zero</i></b>	6.6	11.5	31.3	33.7	16.9
<b>Parental Worship Service Attendance (N = 4,101)</b>					
<b>About Once/Week or More</b>	5.8	7.8	25.0	33.9	27.5
<b>About Twice/Month (24 times)*</b>	4.0	5.9	23.4	38.2	28.6
<b>Once/Month or Less (3-12 times)</b>	5.4	7.0	28.1	38.6	20.8
<b>Once or Twice/Year</b>	6.3	9.8	27.3	36.7	19.9
<b><i>Never</i></b>	5.2	11.3	29.0	34.0	20.4
<b>Parent Prays More Than Once Per Day (N = 4,072)</b>					
<b>Yes*</b>	5.2	7.8	25.0	35.3	26.7
<b><i>No</i></b>	5.7	9.0	27.8	36.4	21.2

Source: National Longitudinal Survey of Youth, 1997. An \* means a statistically significant difference ( $p < .05$ ) between this variable category and the reference category (which is marked by italics) in a regression analysis, controlling for age, race, presence of both biological parents in the household, income, rural/urban residence, region, sex and education of residential mother or mother figure.

## ***Enjoys Time With Mother***

Youth from religiously active families speaking of their mothers are more likely to agree with the statement, “I really enjoy spending time with her.” Notably, 89 percent of youth whose families do something religious five to seven days per week agree or strongly agree with the statement, compared to 77 percent of youth from families not religiously active. Youth with a parent attending worship services about once a month or less are similarly likely to agree or strongly agree that they enjoy spending time with their mother, compared to youth whose parent does not attend worship services. Additionally, youth with a parent praying more than once a day are slightly more likely to agree or strongly agree that they enjoy spending time with their mothers than are youth whose parent does not pray more than once a day. These relationships are statistically significant, controlling for age, race, presence of both biological parents in the household, income, rural/urban residence, region, sex and education of residential mother or mother figure.

**Table 3: “I really enjoy spending time with her.” (Percents)**

	Strongly Disagree	Disagree	Neutral or Mixed	Agree	Strongly Agree
<b>Overall</b>	3.2	2.0	13.0	37.7	44.1
<b>Days Per Week Family Does Something Religious (N = 4,539)</b>					
<b>5 to 7*</b>	3.7	1.5	6.1	31.5	57.2
<b>3 to 4*</b>	3.2	1.9	8.2	36.1	50.6
<b>1 to 2*</b>	3.1	1.6	12.1	38.6	44.7
<b>Zero</b>	3.1	2.6	17.3	38.9	38.1
<b>Parental Worship Service Attendance (N = 4,102)</b>					
<b>About Once/Week or More</b>	3.4	1.9	12.2	36.6	45.9
<b>About Twice/Month (24 times)</b>	2.4	1.8	10.6	39.0	46.3
<b>Once/Month or Less (3-12 times)*</b>	2.1	1.7	12.4	37.8	46.0
<b>Once or Twice/Year</b>	3.6	2.1	14.6	39.5	40.3
<b>Never</b>	3.1	1.2	13.3	40.1	42.3
<b>Parent Prays More Than Once Per Day (N = 4,073)</b>					
<b>Yes*</b>	3.1	1.8	11.0	36.4	47.7
<b>No</b>	2.9	1.7	14.3	39.8	41.3

Source: National Longitudinal Survey of Youth, 1997. An \* means a statistically significant difference ( $p < .05$ ) between this variable category and the reference category (which is marked by italics) in a regression analysis, controlling for age, race, presence of both biological parents in the household, income, rural/urban residence, region, sex and education of residential mother or mother figure.

## **Admires Mother**

*Youth from religiously active families speaking of their mothers are more likely than youth from families not religiously active to agree strongly with the statement, “I think highly of her.”* Seven out of 10 youth whose families do something religious five to seven days per week and 61 percent of youth whose families do something religious one to two days per week strongly agree, compared to 52 percent of youth from families not religiously active. Parental worship service attendance is not statistically related to youth’s admiration of their mothers. However, youth with a parent who prays more than once a day are slightly more likely than youth with a parent who does not pray as much to strongly agree (62 percent to 57 percent). These relationships are statistically significant, controlling for age, race, presence of both biological parents in the household, income, rural/urban residence, region, sex and education of residential mother or mother figure.

**Table 4: “I think highly of her.” (Percents)**

	Strongly Disagree	Disagree	Neutral or Mixed	Agree	Strongly Agree
<b>Overall</b>	6.8	1.3	6.8	26.2	58.8
<b>Days Per Week Family Does Something Religious (N = 4,536)</b>					
<b>5 to 7*</b>	7.9	1.2	2.2	19.0	69.7
<b>3 to 4</b>	7.6	1.2	6.6	21.6	63.0
<b>1 to 2*</b>	6.7	1.1	6.2	24.8	61.2
<b>Zero</b>	6.2	1.6	9.0	31.3	51.8
<b>Parental Worship Service Attendance (N = 4,099)</b>					
<b>About Once/Week or More</b>	6.0	1.2	6.2	24.6	62.1
<b>About Twice/Month (24 times)</b>	5.3	1.4	5.4	26.3	61.6
<b>Once/Month or Less (3-12 times)</b>	6.5	0.4	5.9	26.7	60.7
<b>Once or Twice/Year</b>	7.9	1.2	9.6	24.9	56.3
<b>Never</b>	6.8	1.2	6.9	31.5	53.6
<b>Parent Prays More Than Once Per Day (N = 4,070)</b>					
<b>Yes*</b>	6.5	1.0	5.6	25.2	61.7
<b>No</b>	6.3	1.1	7.7	27.7	57.1

Source: National Longitudinal Survey of Youth, 1997. An \* means a statistically significant difference ( $p < .05$ ) between this variable category and the reference category (which is marked by italics) in a regression analysis, controlling for age, race, presence of both biological parents in the household, income, rural/urban residence, region, sex and education of residential mother or mother figure.

## **Help From Mother**

*Youth from families at all levels of religious activity are more likely to report that their mother always helps with things that are important, compared to youth from families that are not religiously active. For example, 56 percent of youth whose families do something religious five to seven days per week report that their mother always helps with things that are important, compared to 38 percent of youth from families not religiously active. Other aspects of family religiosity, parental worship service attendance and parent praying more than once per day, are not significantly related to youth's opinions of whether their mothers are helpful with important things. These relationships are statistically significant, controlling for age, race, presence of both biological parents in the household, income, rural/urban residence, region, sex and education of residential mother or mother figure.*

**Table 5: "How often does she help you do things that are important to you?" (Percents)**

	Never	Rarely	Sometimes	Usually	Always
<b>Overall</b>	1.8	4.2	14.7	35.4	43.9
<b>Days Per Week Family Does Something Religious (N = 4,540)</b>					
<b>5 to 7*</b>	1.0	2.7	8.3	32.5	55.5
<b>3 to 4*</b>	1.3	2.4	12.7	32.0	51.6
<b>1 to 2*</b>	1.4	3.7	14.0	36.4	44.5
<b>Zero</b>	2.7	5.3	18.2	36.0	37.8
<b>Parental Worship Service Attendance (N = 4,102)</b>					
<b>About Once/Week or More</b>	1.3	3.5	13.7	35.7	45.9
<b>About Twice/Month (24 times)</b>	1.2	3.1	14.5	37.1	44.2
<b>Once/Month or Less (3-12 times)</b>	1.8	4.3	16.5	31.1	46.2
<b>Once or Twice/Year</b>	3.2	6.8	12.1	37.0	40.9
<b>Never</b>	1.2	3.4	17.1	39.4	39.0
<b>Parent Prays More Than Once Per Day (N = 4,073)</b>					
<b>Yes</b>	1.6	3.4	13.8	36.1	45.0
<b>No</b>	1.6	4.6	15.6	35.7	42.5

Source: National Longitudinal Survey of Youth, 1997. An \* means a statistically significant difference ( $p < .05$ ) between this variable category and the reference category (which is marked by italics) in a regression analysis, controlling for age, race, presence of both biological parents in the household, income, rural/urban residence, region, sex and education of residential mother or mother figure.

## ***Praise by Mother***

*Youth from families that are religiously active are significantly more likely than youth from families not religiously active to report that their mothers always give praise for doing well. Fifty-seven percent of youth whose families do something religious at least five to seven days per week report always to the question, “How often does she praise you for doing well?” compared to 35 percent of youth coming from families not religiously active. Forty-four percent of youth with a parent attending worship services at least once a week reported “always,” compared to 37 percent of youth with a parent who does not attend services. Even youth with a parent attending services less regularly, at twice a month, are more likely to report that their mothers always give praise (45 percent). Youth with a parent who prays more than once a day also are more likely to report “always” at 45 percent, compared to 39 percent of youth with a parent who does not pray more than once a day. These relationships are statistically significant, controlling for age, race, presence of both biological parents in the household, income, rural/urban residence, region, sex and education of residential mother or mother figure.*

**Table 6: “How often does she praise you for doing well?”  
(Percents)**

	Never	Rarely	Sometimes	Usually	Always
<b>Overall</b>	1.5	3.8	18.1	34.9	41.8
<b>Days Per Week Family Does Something Religious (N = 4,539)</b>					
<b>5 to 7*</b>	1.0	2.9	9.9	28.9	57.3
<b>3 to 4*</b>	1.2	3.8	13.4	33.9	47.8
<b>1 to 2*</b>	0.9	2.9	17.2	36.4	42.6
<b>Zero</b>	2.2	5.1	22.7	35.2	34.8
<b>Parental Worship Service Attendance (N = 4,101)</b>					
<b>About Once/Week or More*</b>	0.7	3.2	16.6	35.1	44.4
<b>About Twice/Month (24 times)*</b>	1.2	3.4	16.0	34.1	45.4
<b>Once/Month or Less (3-12 times)</b>	2.1	3.3	16.9	35.3	42.3
<b>Once or Twice/Year</b>	1.3	3.4	19.6	36.1	39.5
<b>Never</b>	2.1	5.1	21.3	34.6	36.8
<b>Parent Prays More Than Once Per Day (N = 4,072)</b>					
<b>Yes*</b>	1.3	3.0	17.5	33.5	44.7
<b>No</b>	1.5	4.3	18.0	37.0	39.2

Source: National Longitudinal Survey of Youth, 1997. An \* means a statistically significant difference ( $p < .05$ ) between this variable category and the reference category (which is marked by italics) in a regression analysis, controlling for age, race, presence of both biological parents in the household, income, rural/urban residence, region, sex and education of residential mother or mother figure.

## ***Strictness of Mother***

While 56 percent of all youth report that their mother is strict about “making sure you did what you were supposed to do,” *this report is even more common among youth from families involved in all three levels of weekly religious activities* (between 58 percent and 66 percent, depending on the level of activity). Youth with a parent who attends worship services regularly are also more likely to report that their mother is “strict” (61 percent) than are youth with a parent who does not attend worship services at all (51 percent). These relationships are statistically significant, controlling for age, race, presence of both biological parents in the household, income, rural/urban residence, region, sex and education of residential mother or mother figure.

**Table 7: “In general, would you say she is permissive or strict about making sure you did what you were supposed to do?” (Percents)**

	Permissive	Strict
<b>Overall</b>	43.8	56.2
<b>Days Per Week Family Does Something Religious (N = 4,525)</b>		
<b>5 to 7*</b>	34.2	65.8
<b>3 to 4*</b>	41.2	58.8
<b>1 to 2*</b>	41.8	58.2
<b>Zero</b>	50.3	49.7
<b>Parental Worship Service Attendance (N = 4,089)</b>		
<b>About Once/Week or More*</b>	39.5	60.6
<b>About Twice/Month (24 times)</b>	41.4	58.6
<b>Once/Month or Less (3-12 times)</b>	46.2	53.8
<b>Once or Twice/Year</b>	46.1	53.9
<b>Never</b>	49.4	50.6
<b>Parent Prays More Than Once Per Day (N = 4,061)</b>		
<b>Yes</b>	41.8	58.2
<b>No</b>	45.8	54.2

Source: National Longitudinal Survey of Youth, 1997. An \* means a statistically significant difference ( $p < .05$ ) between this variable category and the reference category (which is marked by italics) in a regression analysis, controlling for age, race, presence of both biological parents in the household, income, rural/urban residence, region, sex and education of residential mother or mother figure.

## **Supportiveness of Mother**

*Religiously active families are more likely to create environments where youth feel very supported by their mothers compared to families that are not religiously active. Youth from families that do something religious at least one day a week are more likely to report that their mothers are very supportive of them than are youth from families that do not participate in any religious activities. Just over eight out of 10 youth with a parent attending worship services twice a month report having a very supportive mother, which is significantly more frequent than among youth with a parent who does not attend worship services. Similarly, youth with a parent praying more than once a day are more likely than youth with a parent who does not pray as frequently to report having very supportive mothers. These relationships are statistically significant, controlling for age, race, presence of both biological parents in the household, income, rural/urban residence, region, sex and education of residential mother or mother figure.*

**Table 8: “When you think about how she acts toward you, in general, would you say she is very supportive, somewhat supportive, or not very supportive?” (Percents)**

	Not Very Supportive	Somewhat Supportive	Very Supportive
<b>Overall</b>	2.5	21.8	75.7
<b>Days Per Week Family Does Something Religious (N = 4,540)</b>			
<b>5 to 7*</b>	1.4	13.8	84.9
<b>3 to 4*</b>	2.5	13.7	83.9
<b>1 to 2*</b>	1.7	20.4	77.9
<b><i>Zero</i></b>	3.7	27.7	68.6
<b>Parental Worship Service Attendance (N = 4,102)</b>			
<b>About Once/Week or More</b>	1.8	18.8	79.4
<b>About Twice/Month (24 times)*</b>	1.5	17.9	80.6
<b>Once/Month or Less (3-12 times)</b>	2.9	22.4	74.7
<b>Once or Twice/Year</b>	3.3	25.1	71.6
<b><i>Never</i></b>	3.1	25.1	71.8
<b>Parent Prays More Than Once Per Day (N = 4,073)</b>			
<b><i>Yes*</i></b>	2.3	19.8	77.9
<b><i>No</i></b>	2.5	23.2	74.3

Source: National Longitudinal Survey of Youth, 1997. An \* means a statistically significant difference ( $p < .05$ ) between this variable category and the reference category (which is marked by italics) in a regression analysis, controlling for age, race, presence of both biological parents in the household, income, rural/urban residence, region, sex and education of residential mother or mother figure.

## ***Mother Blames Child***

Most youth (68 percent) report that their mother “never” blames them for her problems — *but this report is even more common among youth from families that do something religious at least three days per week.* About three out of four youth whose families do something religious three to four times per week or more report “never,” compared to 64 percent of youth whose families are not religiously active. Parental worship service attendance and parental prayer are not statistically associated with a youth’s perception of the mother casting blame for her problems. These relationships are statistically significant, controlling for age, race, presence of both biological parents in the household, income, rural/urban residence, region, sex and education of residential mother or mother figure.

**Table 9: “How often does she blame you for her problems?”  
(Percents)**

	Never	Rarely	Sometimes	Usually	Always
<b>Overall</b>	68.2	20.1	7.9	2.5	1.4
<b>Days Per Week Family Does Something Religious (N = 4,539)</b>					
<b>5 to 7*</b>	77.3	13.6	5.7	2.5	0.9
<b>3 to 4*</b>	74.0	15.7	7.3	1.6	1.4
<b>1 to 2</b>	68.7	21.1	7.2	1.8	1.3
<b>Zero</b>	63.8	21.6	9.6	3.3	1.7
<b>Parental Worship Service Attendance (N = 4,101)</b>					
<b>About Once/Week or More</b>	68.9	21.0	6.9	2.2	1.0
<b>About Twice/Month (24 times)</b>	71.4	18.2	6.8	2.5	1.2
<b>Once/Month or Less (3-12 times)</b>	65.9	21.7	7.9	2.8	1.7
<b>Once or Twice/Year</b>	69.6	16.9	9.5	2.2	1.8
<b>Never</b>	69.9	18.0	9.0	2.2	0.9
<b>Parent Prays More Than Once Per Day (N = 4,072)</b>					
<b>Yes</b>	69.7	19.6	6.8	2.6	1.4
<b>No</b>	67.9	20.0	9.0	1.9	1.1

Source: National Longitudinal Survey of Youth, 1997. An \* means a statistically significant difference ( $p < .05$ ) between this variable category and the reference category (which is marked by italics) in a regression analysis, controlling for age, race, presence of both biological parents in the household, income, rural/urban residence, region, sex and education of residential mother or mother figure.

## ***Mother Cancels Plans***

While most youth (65 percent) are likely to report that their mothers never cancel plans for no good reason, *youth from religiously active families are more likely to report having mothers who keep plans*. Seventy-seven percent of youth from families that do something religious five to seven days per week report “never,” compared to 61 percent of youth from families doing nothing religious on any day of the week. Parental worship service attendance and parental prayer are not statistically associated with a youth’s perception of the mother keeping scheduled plans. This relationship is statistically significant, controlling for age, race, presence of both biological parents in the household, income, rural/urban residence, region, sex and education of residential mother or mother figure.

**Table 10: “How often does she make plans with you and cancel for no good reason?” (Percents)**

	Never	Rarely	Sometimes	Usually	Always
<b>Overall</b>	65.0	21.7	9.6	2.6	1.1
<b>Days Per Week Family Does Something Religious (N = 4,537)</b>					
<b>5 to 7*</b>	76.7	13.8	6.8	1.9	0.9
<b>3 to 4</b>	63.6	22.5	9.6	2.4	2.0
<b>1 to 2</b>	65.8	21.5	9.3	2.6	0.8
<b>Zero</b>	61.2	24.2	10.9	2.5	1.3
<b>Parental Worship Service Attendance (N = 4,099)</b>					
<b>About Once/Week or More</b>	68.7	20.7	8.2	1.5	1.0
<b>About Twice/Month (24 times)</b>	66.4	18.7	11.2	2.8	1.0
<b>Once/Month or Less (3-12 times)</b>	63.1	24.2	8.5	2.5	1.7
<b>Once or Twice/Year</b>	64.0	22.1	9.7	3.3	0.9
<b>Never</b>	62.9	22.6	10.2	3.3	1.0
<b>Parent Prays More Than Once Per Day (N = 4,070)</b>					
<b>Yes</b>	66.0	20.6	9.7	2.5	1.3
<b>No</b>	64.8	23.2	8.8	2.3	1.0

Source: National Longitudinal Survey of Youth, 1997. An \* means a statistically significant difference ( $p < .05$ ) between this variable category and the reference category (which is marked by italics) in a regression analysis, controlling for age, race, presence of both biological parents in the household, income, rural/urban residence, region, sex and education of residential mother or mother figure.

## **Mother's Knowledge of Child's Friends**

*Mothers of youth from families that are religiously active for at least one day per week are more likely to know more about their children's close friends than are their counterparts in families that are not religiously active, according to youth reports. Sixty-seven percent of youth from families that do something religious five to seven days per week report having mothers who know most things or everything, compared to 52 percent of youth from families that are not religiously active. Parental worship service attendance and parental prayer are not statistically associated with youth's perceptions of their mothers knowing their close friends. These relationships are statistically significant, controlling for age, race, presence of both biological parents in the household, income, rural/urban residence, region, sex and education of residential mother or mother figure.*

**Table 11: "How much does she know about your close friends, that is, who they are?" (Percents)**

	Knows Nothing	Knows Just a Little	Knows Some Things	Knows Most Things	Knows Everything
<b>Overall</b>	4.2	13.5	24.7	44.5	13.1
<b>Days Per Week Family Does Something Religious (N = 4,538)</b>					
<b>5 to 7*</b>	3.4	10.9	19.3	46.5	20.0
<b>3 to 4*</b>	3.3	12.1	23.2	47.6	13.9
<b>1 to 2*</b>	3.4	13.6	23.9	46.4	12.7
<b><i>Zero</i></b>	5.3	14.5	27.8	41.1	11.3
<b>Parental Worship Service Attendance (N = 4,101)</b>					
<b>About Once/Week or More</b>	2.9	14.5	22.3	47.0	13.3
<b>About Twice/Month (24 times)</b>	4.1	13.0	25.9	42.8	14.2
<b>Once/Month or Less (3-12 times)</b>	3.8	12.0	27.7	43.7	12.9
<b>Once or Twice/Year</b>	4.2	13.4	26.3	44.1	12.0
<b><i>Never</i></b>	4.6	13.6	24.6	44.6	12.6
<b>Parent Prays More Than Once Per Day (N = 4,072)</b>					
<b>Yes</b>	3.3	14.5	24.0	44.6	13.5
<b><i>No</i></b>	4.1	12.4	25.6	45.4	12.5

Source: National Longitudinal Survey of Youth, 1997. An \* means a statistically significant difference ( $p < .05$ ) between this variable category and the reference category (which is marked by italics) in a regression analysis, controlling for age, race, presence of both biological parents in the household, income, rural/urban residence, region, sex and education of residential mother or mother figure.

## ***Mother's Knowledge of Child's Friends' Parents***

According to youth reports, *mothers of youth from religiously active families are more likely to know their children's close friends' parents than are mothers of youth from families not religiously active.* Even youth from families with minimal family religious involvement (one to two days per week) are more likely (at 43 percent) to report having mothers who at least know most things about their close friends' parents than are youth from families that are not religiously active (33 percent). Youth with a parent whose worship service attendance ranges from sporadic (once a month or less) to regular attendance (once a week or more) are all more likely at least to report having mothers who know most things than are youth with a parent who does not attend worship services at all. Similarly, youth with a parent who prays more than once a day are more likely to report having mothers who know at least most things than are youth with a parent who does not pray as frequently. These relationships are statistically significant, controlling for age, race, presence of both biological parents in the household, income, rural/urban residence, region, sex and education of residential mother or mother figure.

**Table 12: "How much does she know about your close friends' parents, that is, who they are?" (Percents)**

	<b>Knows Nothing</b>	<b>Knows Just a Little</b>	<b>Knows Some Things</b>	<b>Knows Most Things</b>	<b>Knows Everything</b>
<b>Overall</b>	10.7	19.1	29.0	31.3	9.9
<b>Days Per Week Family Does Something Religious (N = 4,535)</b>					
<b>5 to 7*</b>	8.3	12.3	24.3	36.8	18.2
<b>3 to 4*</b>	10.0	18.0	26.9	32.4	12.7
<b>1 to 2*</b>	8.1	18.9	29.7	33.4	9.9
<b>Zero</b>	14.5	21.6	30.4	26.7	6.7
<b>Parental Worship Service Attendance (N = 4,099)</b>					
<b>About Once/Week or More*</b>	8.1	18.1	27.4	34.5	12.0
<b>About Twice/Month (24 times)*</b>	10.2	17.5	27.9	35.2	9.2
<b>Once/Month or Less (3-12 times)*</b>	10.3	18.1	32.7	29.9	9.1
<b>Once or Twice/Year</b>	10.6	20.2	31.5	30.2	7.5
<b>Never</b>	13.7	24.2	28.6	26.2	7.4
<b>Parent Prays More Than Once Per Day (N = 4,069)</b>					
<b>Yes*</b>	9.6	20.1	27.1	32.8	10.3
<b>No</b>	10.4	18.5	32.1	30.0	9.0

Source: National Longitudinal Survey of Youth, 1997. An \* means a statistically significant difference ( $p < .05$ ) between this variable category and the reference category (which is marked by italics) in a regression analysis, controlling for age, race, presence of both biological parents in the household, income, rural/urban residence, region, sex and education of residential mother or mother figure.

## **Mother's Knowledge of Child's Social Contacts**

The mother's knowledge of who her child is with when the child is not at home is higher among youth from religiously active families than among youth from families that are not religiously active, according to youth reports. Fifty-three percent of youth whose families do something religious for at least five days a week responded that their mothers know everything about their activities when they are not at home, compared to 35 percent of youth from families not religiously active. Forty-three percent of youth with a parent attending worship services about once a week reported that their mothers know everything, compared to 37 percent of youth with a parent not attending services at all. Youth of less frequent attenders (once a month or less) also are more likely to have mothers who know everything. Parental prayer is not statistically associated with youth's perceptions of their mothers' knowledge of their activities when they are not at home. These relationships are statistically significant, controlling for age, race, presence of both biological parents in the household, income, rural/urban residence, region, sex and education of residential mother or mother figure.

**Table 13: "How much does she know about who you are with when you are not at home?" (Percents)**

	<b>Knows Nothing</b>	<b>Knows Just a Little</b>	<b>Knows Some Things</b>	<b>Knows Most Things</b>	<b>Knows Everything</b>
<b>Overall</b>	4.5	8.1	13.3	33.9	40.2
<b>Days Per Week Family Does Something Religious (N = 4,536)</b>					
<b>5 to 7*</b>	2.9	6.3	7.9	30.4	52.5
<b>3 to 4*</b>	5.1	8.3	10.5	31.2	44.9
<b>1 to 2*</b>	3.1	7.3	13.0	35.9	40.8
<b>Zero</b>	6.4	9.8	16.1	33.0	34.7
<b>Parental Worship Service Attendance (N = 4,099)</b>					
<b>About Once/Week or More*</b>	3.5	7.5	11.3	35.2	42.5
<b>About Twice/Month (24 times)</b>	4.3	7.8	12.1	34.7	41.1
<b>Once/Month or Less (3-12 times)*</b>	4.8	6.8	13.0	35.3	40.1
<b>Once or Twice/Year</b>	5.0	10.8	13.9	33.3	37.0
<b>Never</b>	5.2	9.7	15.6	32.6	36.9
<b>Parent Prays More Than Once Per Day (N = 4,070)</b>					
<b>Yes</b>	4.5	8.2	12.0	33.6	41.8
<b>No</b>	4.2	8.1	13.7	35.4	38.5

Source: National Longitudinal Survey of Youth, 1997. An \* means a statistically significant difference ( $p < .05$ ) between this variable category and the reference category (which is marked by italics) in a regression analysis, controlling for age, race, presence of both biological parents in the household, income, rural/urban residence, region, sex and education of residential mother or mother figure.

## **Mother's Knowledge of Child's Education**

*Youth from religiously active families are more likely to report having mothers who are involved with their education than are youth in families not religiously active. Forty-seven percent of youth from families doing something religious five to seven days a week report that their mothers know everything about their teachers and performance in school, whereas 28 percent of youth from families that are not religiously active report the same level of knowledge. Moderate and occasional religious activity also are associated positively with the mother's knowledge of the child's education. Youth with a parent attending worship services twice a month are more likely (at 36 percent) to report that their mothers know everything, compared to 31 percent of youth with a parent who does not attend worship services at all. Parental prayer also is associated positively, as 35 percent of youth with a parent praying more than once a day report their mothers know everything compared to 31 percent of youth with a parent who prays less frequently. These relationships are statistically significant, controlling for age, race, presence of both biological parents in the household, income, rural/urban residence, region, sex and education of residential mother or mother figure.*

**Table 14: "How much does she know about who your teachers are and what you are doing in school?" (Percents)**

	<b>Knows Nothing</b>	<b>Knows Just a Little</b>	<b>Knows Some Things</b>	<b>Knows Most Things</b>	<b>Knows Everything</b>
<b>Overall</b>	2.9	8.2	17.3	38.4	33.1
<b>Days Per Week Family Does Something Religious (N = 4,495)</b>					
<b>5 to 7*</b>	2.9	5.1	12.2	32.8	47.1
<b>3 to 4*</b>	1.9	6.9	15.4	41.7	34.2
<b>1 to 2*</b>	2.2	6.8	17.6	39.9	33.5
<b>Zero</b>	4.2	11.2	19.0	37.7	28.0
<b>Parental Worship Service Attendance (N = 4,062)</b>					
<b>About Once/Week or More</b>	2.1	6.8	16.3	37.8	37.1
<b>About Twice/Month (24 times)*</b>	2.7	7.5	12.2	41.7	35.9
<b>Once/Month or Less (3-12 times)</b>	2.7	8.9	17.9	41.6	28.8
<b>Once or Twice/Year</b>	4.3	9.1	19.6	36.6	30.3
<b>Never</b>	3.6	9.8	18.4	37.5	30.7
<b>Parent Prays More Than Once Per Day (N = 4,033)</b>					
<b>Yes*</b>	2.7	7.8	16.2	38.4	35.0
<b>No</b>	3.0	8.5	17.7	39.6	31.2

Source: National Longitudinal Survey of Youth, 1997. An \* means a statistically significant difference ( $p < .05$ ) between this variable category and the reference category (which is marked by italics) in a regression analysis, controlling for age, race, presence of both biological parents in the household, income, rural/urban residence, region, sex and education of residential mother or mother figure.

## ***Aspires to Be Like Father***

While 59 percent of youth at least agree that they aspire to be like their fathers, *youth from all levels of religiously active families are more likely than youth from families that are not religiously active to agree or strongly agree with the statement, “He is a person I want to be like.”* More than 70 percent of youth from families doing something religious five to seven days per week aspire to be like their fathers. Sixty-five percent of youth with a parent attending worship services at least twice a month aspire to be like their fathers, compared to 53 percent of youth with a parent not attending worship services at all. Sixty-three percent of youth with a parent praying more than once a day aspire to be like their fathers. These relationships are statistically significant, controlling for age, race, presence of both biological parents in the household, income, rural/urban residence, region, sex and education of residential mother or mother figure.

**Table 15: “He is a person I want to be like.” (Percents)**

	<b>Strongly Disagree</b>	<b>Disagree</b>	<b>Neutral or Mixed</b>	<b>Agree</b>	<b>Strongly Agree</b>
<b>Overall</b>	6.8	9.8	24.5	31.0	27.9
<b>Days Per Week Family Does Something Religious (N = 3,458)</b>					
<b>5 to 7*</b>	4.8	5.9	19.1	29.7	40.6
<b>3 to 4*</b>	7.6	7.9	21.2	31.0	32.3
<b>1 to 2*</b>	5.9	7.3	23.1	33.5	30.2
<b>Zero</b>	8.7	14.6	28.7	28.3	19.8
<b>Parental Worship Service Attendance (N = 3,108)</b>					
<b>About Once/Week or More*</b>	5.7	6.9	21.9	32.3	33.2
<b>About Twice/Month (24 times)*</b>	5.3	6.8	22.7	34.4	30.9
<b>Once/Month or Less (3-12 times)</b>	6.5	12.5	27.7	30.0	23.4
<b>Once or Twice/Year</b>	8.0	14.0	23.6	29.7	24.7
<b>Never</b>	8.3	12.1	26.9	30.3	22.4
<b>Parent Prays More Than Once Per Day (N = 3,081)</b>					
<b>Yes*</b>	6.3	9.0	22.0	31.6	31.1
<b>No</b>	6.9	10.6	26.6	31.2	24.6

Source: National Longitudinal Survey of Youth, 1997. An \* means a statistically significant difference ( $p < .05$ ) between this variable category and the reference category (which is marked by italics) in a regression analysis, controlling for age, race, presence of both biological parents in the household, income, rural/urban residence, region, sex and education of residential mother or mother figure.

## **Enjoys Time With Father**

Youth from religiously active families — at any level of religious involvement — are more likely than youth in families not religiously active to enjoy spending time with their fathers. Forty-six percent of youth with families that do something religious one to two days per week strongly agree with the statement, “I really enjoy spending time with him.” This increases to 58 percent among youth whose families participate in religious activities five to seven days per week, compared to 37 percent of youth coming from families not religiously active. While parental worship service attendance is not statistically associated, having a parent who prays more than once a day is positively associated with youth enjoying time with their fathers. These relationships are statistically significant, controlling for age, race, presence of both biological parents in the household, income, rural/urban residence, region, sex and education of residential mother or mother figure.

**Table 16: “I really enjoy spending time with him.” (Percents)**

	Strongly Disagree	Disagree	Neutral or Mixed	Agree	Strongly Agree
<b>Overall</b>	3.2	3.2	15.6	33.8	44.2
<b>Days Per Week Family Does Something Religious (N = 3,464)</b>					
<b>5 to 7*</b>	2.7	0.9	9.3	29.0	58.2
<b>3 to 4*</b>	3.3	2.4	13.2	33.7	47.4
<b>1 to 2*</b>	2.6	2.9	13.5	35.1	46.0
<b>Zero</b>	4.1	4.6	21.0	33.7	36.6
<b>Parental Worship Service Attendance (N = 3,114)</b>					
<b>About Once/Week or More</b>	2.6	2.3	13.8	32.9	48.4
<b>About Twice/Month (24 times)</b>	3.0	3.2	12.6	36.1	45.2
<b>Once/Month or Less (3-12 times)</b>	3.5	3.9	16.1	34.0	42.5
<b>Once or Twice/Year</b>	4.7	2.0	19.1	31.7	42.5
<b>Never</b>	2.6	4.6	16.1	37.1	39.6
<b>Parent Prays More Than Once Per Day (N = 3,087)</b>					
<b>Yes*</b>	2.9	2.5	14.3	32.8	47.5
<b>No</b>	3.3	3.9	16.1	35.4	41.4

Source: National Longitudinal Survey of Youth, 1997. An \* means a statistically significant difference ( $p < .05$ ) between this variable category and the reference category (which is marked by italics) in a regression analysis, controlling for age, race, presence of both biological parents in the household, income, rural/urban residence, region, sex and education of residential mother or mother figure.

# Admires Father

While 52 percent of youth strongly agree with the statement, “I think highly of him,” youth from religiously active families are more likely to admire their fathers. Fifty-five percent of youth with families that do something religious one to two days per week strongly agree with the statement that they think highly of their father, increasing to 64 percent when families are involved in religious activities five to seven days a week. These percentages compare to 42 percent of youth from families that are not religiously active. Parental worship service attendance is associated positively with youth’s admiration of their fathers, specifically for attendance of at least twice a month. Parental prayer more than once a day is not statistically associated with youth’s admiration of their fathers. These relationships are statistically significant, controlling for age, race, presence of both biological parents in the household, income, rural/urban residence, region, sex and education of residential mother or mother figure.

**Table 17: “I think highly of him.” (Percents)**

	Strongly Disagree	Disagree	Neutral or Mixed	Agree	Strongly Agree
<b>Overall</b>	3.8	3.1	11.7	29.4	52.2
<b>Days Per Week Family Does Something Religious (N = 3,463)</b>					
<b>5 to 7*</b>	3.5	2.9	7.2	22.7	63.8
<b>3 to 4*</b>	4.7	1.4	8.6	23.6	61.8
<b>1 to 2*</b>	3.4	2.1	10.2	29.2	55.1
<b>Zero</b>	4.2	4.8	15.7	33.0	42.4
<b>Parental Worship Service Attendance (N = 3,113)</b>					
<b>About Once/Week or More*</b>	3.9	2.2	10.2	25.7	58.0
<b>About Twice/Month (24 times)*</b>	3.1	2.9	8.0	30.4	55.7
<b>Once/Month or Less (3-12 times)</b>	4.4	2.2	14.3	32.2	46.9
<b>Once or Twice/Year</b>	2.9	4.3	11.5	29.5	51.7
<b>Never</b>	3.4	4.5	12.8	33.8	45.5
<b>Parent Prays More Than Once Per Day (N = 3,086)</b>					
<b>Yes</b>	4.2	2.9	9.9	28.3	54.7
<b>No</b>	3.1	3.0	13.1	30.7	50.2

Source: National Longitudinal Survey of Youth, 1997. An \* means a statistically significant difference ( $p < .05$ ) between this variable category and the reference category (which is marked by italics) in a regression analysis, controlling for age, race, presence of both biological parents in the household, income, rural/urban residence, region, sex and education of residential mother or mother figure.

## **Help From Father**

*Youth from religiously active families are more likely than youth in families not religiously active to consider their fathers to be always helpful with things that are important to them. Forty-six percent of youth from families that do something religious five to seven days per week report that their fathers always help with important things, compared to 29 percent of youth from families not religiously active. Parental worship service attendance is associated positively with youth's perceptions of their fathers' helpfulness when the parent attends about twice a month. Thirty-eight percent of youth with a parent who prays more than once a day report that their fathers always help, compared to 34 percent of youth with a parent who does not pray as frequently. These relationships are statistically significant, controlling for age, race, presence of both biological parents in the household, income, rural/urban residence, region, sex and education of residential mother or mother figure.*

**Table 18: "How often does he help you do things that are important to you?" (Percents)**

	Never	Rarely	Sometimes	Usually	Always
<b>Overall</b>	4.5	7.1	20.9	31.7	35.9
<b>Days Per Week Family Does Something Religious (N = 3,463)</b>					
<b>5 to 7*</b>	4.2	1.8	16.8	31.2	46.1
<b>3 to 4*</b>	4.3	5.2	17.2	27.5	45.8
<b>1 to 2*</b>	2.7	6.0	19.7	35.0	36.6
<b>Zero</b>	6.9	10.9	25.0	28.4	28.9
<b>Parental Worship Service Attendance (N = 3,113)</b>					
<b>About Once/Week or More</b>	3.3	5.8	20.5	33.3	37.2
<b>About Twice/Month (24 times)*</b>	3.2	7.3	14.5	33.8	41.2
<b>Once/Month or Less (3-12 times)</b>	4.6	8.1	22.7	32.9	31.7
<b>Once or Twice/Year</b>	7.4	7.5	20.4	29.9	34.9
<b>Never</b>	5.3	7.3	25.2	28.5	33.7
<b>Parent Prays More Than Once Per Day (N = 3,086)</b>					
<b>Yes*</b>	4.3	6.5	18.8	33.0	37.5
<b>No</b>	4.5	7.4	23.2	31.3	33.6

Source: National Longitudinal Survey of Youth, 1997. An \* means a statistically significant difference ( $p < .05$ ) between this variable category and the reference category (which is marked by italics) in a regression analysis, controlling for age, race, presence of both biological parents in the household, income, rural/urban residence, region, sex and education of residential mother or mother figure.

## ***Praise by Father***

*Youth from religiously active families are more likely than youth in families that are not religiously active to report having fathers who praise them.*

Nearly one out of two youth from families doing something religious five to seven days a week report that their father always praises them for doing well, compared to 32 percent of youth from families that are not religiously active. Parental worship service attendance and parental prayer are not statistically associated with youth's perceptions of receiving praise from their fathers. These relationships are statistically significant, controlling for age, race, presence of both biological parents in the household, income, rural/urban residence, region, sex and education of residential mother or mother figure.

**Table 19: "How often does he praise you for doing well?"  
(Percents)**

	Never	Rarely	Sometimes	Usually	Always
<b>Overall</b>	3.0	7.1	19.8	32.9	37.3
<b>Days Per Week Family Does Something Religious (N = 3,463)</b>					
<b>5 to 7*</b>	1.9	4.9	13.0	30.9	49.2
<b>3 to 4*</b>	1.6	6.9	18.3	32.4	40.8
<b>1 to 2*</b>	2.1	5.8	18.5	35.7	37.9
<b>Zero</b>	4.8	9.5	23.9	30.2	31.8
<b>Parental Worship Service Attendance (N = 3,114)</b>					
<b>About Once/Week or More</b>	2.2	5.9	18.9	35.1	37.9
<b>About Twice/Month (24 times)</b>	2.0	6.4	19.6	30.7	41.3
<b>Once/Month or Less (3-12 times)</b>	4.2	6.1	20.3	33.8	35.5
<b>Once or Twice/Year</b>	2.9	7.9	19.2	33.6	36.4
<b>Never</b>	3.2	9.5	20.8	29.1	37.4
<b>Parent Prays More Than Once Per Day (N = 3,087)</b>					
<b>Yes</b>	3.1	6.7	18.7	32.0	39.5
<b>No</b>	2.5	7.2	20.7	34.2	35.4

Source: National Longitudinal Survey of Youth, 1997. An \* means a statistically significant difference ( $p < .05$ ) between this variable category and the reference category (which is marked by italics) in a regression analysis, controlling for age, race, presence of both biological parents in the household, income, rural/urban residence, region, sex and education of residential mother or mother figure.

## ***Supportiveness of Father***

Although 69 percent of all youth believe that their fathers are very supportive of them, youth from religiously active families are more likely to report having very supportive fathers than are youth from families not religiously active. More than three out of four youth from families that do something religious five to seven days per week have very supportive fathers, compared to 60 percent of youth from families not religiously active. Seventy-three percent of youth with a parent attending worship services regularly report having very supportive fathers, compared to 64 percent of youth with a parent who does not attend services at all. Youth with a parent who prays more than once a day are more likely than youth with a parent who does not pray as frequently to report having very supportive fathers (72 percent as compared to 66 percent). These relationships are statistically significant, controlling for age, race, presence of both biological parents in the household, income, rural/urban residence, region, sex and education of residential mother or mother figure.

**Table 20: “When you think about how he acts toward you, in general, would you say he is very supportive, somewhat supportive or not very supportive?”**

	Not Very Supportive	Somewhat Supportive	Very Supportive
<b>Overall</b>	4.5	26.6	68.9
<b>Days Per Week Family Does Something Religious (N = 3,461)</b>			
<b>5 to 7*</b>	3.5	20.4	76.2
<b>3 to 4*</b>	3.7	21.9	74.5
<b>1 to 2*</b>	3.2	24.3	72.6
<b><i>Zero</i></b>	6.7	32.9	60.4
<b>Parental Worship Service Attendance (N = 3,111)</b>			
<b>About Once/Week or More*</b>	3.0	23.9	73.1
<b>About Twice/Month (24 times)</b>	3.3	21.1	75.6
<b>Once/Month or Less (3-12 times)</b>	5.0	30.1	64.9
<b>Once or Twice/Year</b>	6.3	26.0	67.7
<b><i>Never</i></b>	5.3	31.2	63.5
<b>Parent Prays More Than Once Per Day (N = 3,085)</b>			
<b>Yes*</b>	4.0	24.0	72.1
<b><i>No</i></b>	4.6	29.0	66.4

Source: National Longitudinal Survey of Youth, 1997. An \* means a statistically significant difference ( $p < .05$ ) between this variable category and the reference category (which is marked by italics) in a regression analysis, controlling for age, race, presence of both biological parents in the household, income, rural/urban residence, region, sex and education of residential mother or mother figure.

## **Father Cancels Plans**

*Fathers of youth in religiously active families are more likely than fathers in families not religiously active to keep the plans they have scheduled with their children, according to youth reports. About two out of three youth from families that do something religious one to two day a week report that their fathers never cancel plans without a good reason, compared to 60 percent of youth from families not religiously active. The percentages are even higher for families that are religiously active more days each week. Youth with a parent who attends worship services regularly are more likely to have fathers who keep their plans, compared to youth with a parent who does not attend worship services. Parental prayer, however, is not statistically associated with youth's perceptions of their fathers' reliability. These relationships are statistically significant, controlling for age, race, presence of both biological parents in the household, income, rural/urban residence, region, sex and education of residential mother or mother figure.*

**Table 21: “How often does he make plans with you and cancel for no good reason?” (Percents)**

	Never	Rarely	Sometimes	Usually	Always
<b>Overall</b>	65.0	21.4	8.7	2.9	2.0
<b>Days Per Week Family Does Something Religious (N = 3,461)</b>					
<b>5 to 7*</b>	71.4	16.4	6.9	3.0	2.3
<b>3 to 4*</b>	68.9	18.2	9.1	2.7	1.2
<b>1 to 2*</b>	66.2	21.2	8.6	2.8	1.3
<b>Zero</b>	60.4	24.1	9.5	3.1	3.0
<b>Parental Worship Service Attendance (N = 3,111)</b>					
<b>About Once/Week or More*</b>	67.6	22.1	7.7	1.6	1.1
<b>About Twice/Month (24 times)</b>	70.7	16.6	8.2	2.5	2.0
<b>Once/Month or Less (3-12 times)</b>	64.0	20.3	9.8	4.1	1.8
<b>Once or Twice/Year</b>	64.4	22.8	6.8	2.3	3.7
<b>Never</b>	60.5	23.2	10.4	3.3	2.7
<b>Parent Prays More Than Once Per Day (N = 3,084)</b>					
<b>Yes</b>	66.2	20.8	8.3	2.7	2.1
<b>No</b>	64.8	22.1	8.7	2.7	1.8

Source: National Longitudinal Survey of Youth, 1997. An \* means a statistically significant difference ( $p < .05$ ) between this variable category and the reference category (which is marked by italics) in a regression analysis, controlling for age, race, presence of both biological parents in the household, income, rural/urban residence, region, sex and education of residential mother or mother figure.

## ***Father's Knowledge of Child's Friends***

According to youth reports, *fathers of youth from religiously active families are more likely than fathers in families that are not religiously active to be knowledgeable about their children's friends.* Thirty-eight percent of youth from families that do something religious one to two days per week report that their fathers know at least most things, with the percentage increasing to 46 percent when families are involved in religious activities five to seven days per week. These percentages compare to 27 percent of youth who report having fathers who at least know most things in families that are not religiously active. Parental worship service attendance is positively associated with the father's knowledge of the child's friends. Just over one out of three youth with a parent attending services even sporadically (once a month or less) report that their father at least knows most things, compared to 31 percent of youth with a parent who does not attend services. Parental prayer is not statistically associated with the youth's report of the father's knowledge of his child's friends. These relationships are statistically significant, controlling for age, race, presence of both biological parents in the household, income, rural/urban residence, region, sex and education of residential mother or mother figure.

**Table 22: "How much does he know about your close friends, that is, who they are?" (Percents)**

	<b>Knows Nothing</b>	<b>Knows Just a Little</b>	<b>Knows Some Things</b>	<b>Knows Most Things</b>	<b>Knows Everything</b>
<b>Overall</b>	13.1	24.7	27.1	27.6	7.6
<b>Days Per Week Family Does Something Religious (N = 3,462)</b>					
<b>5 to 7*</b>	12.1	16.8	25.2	35.1	10.9
<b>3 to 4*</b>	13.8	19.7	26.3	29.3	10.9
<b>1 to 2*</b>	10.3	24.2	27.6	30.3	7.6
<b>Zero</b>	16.7	29.2	27.4	20.9	5.8
<b>Parental Worship Service Attendance (N = 3,114)</b>					
<b>About Once/Week or More*</b>	11.5	22.2	27.9	30.5	7.9
<b>About Twice/Month (24 times)*</b>	11.1	24.3	28.8	27.3	8.6
<b>Once/Month or Less (3-12 times)*</b>	12.9	26.9	25.1	27.3	7.8
<b>Once or Twice/Year</b>	14.8	23.3	30.4	24.6	6.9
<b>Never</b>	16.3	28.7	24.4	24.7	5.9
<b>Parent Prays More Than Once Per Day (N = 3,086)</b>					
<b>Yes</b>	13.4	22.9	27.1	28.2	8.4
<b>No</b>	12.2	26.5	27.4	27.2	6.6

Source: National Longitudinal Survey of Youth, 1997. An \* means a statistically significant difference ( $p < .05$ ) between this variable category and the reference category (which is marked by italics) in a regression analysis, controlling for age, race, presence of both biological parents in the household, income, rural/urban residence, region, sex and education of residential mother or mother figure.

## **Father's Knowledge of Child's Friends' Parents**

*Fathers of youth from religiously active families — even only occasionally active — are more likely than fathers in families not religiously active to know about the parents of their children's friends, according to youth reports. Thirty-two percent of youth from families that do something religious one to two days per week have fathers who at least know most things about their children's friends' parents, compared to 20 percent of youth from families not religiously active. Youth with a parent who attends worship services even rarely are more likely to have their fathers know at least most things about their friends' parents, compared to youth with a parent who never attends services. Parental prayer more than once a day is also associated positively with fathers knowing most things about their children's friends' parents. These relationships are statistically significant, controlling for age, race, presence of both biological parents in the household, income, rural/urban residence, region, sex and education of residential mother or mother figure.*

**Table 23: “How much does he know about your close friends' parents, that is, who they are?” (Percents)**

	<b>Knows Nothing</b>	<b>Knows Just a Little</b>	<b>Knows Some Things</b>	<b>Knows Most Things</b>	<b>Knows Everything</b>
<b>Overall</b>	20.0	25.8	24.4	22.5	7.4
<b>Days Per Week Family Does Something Religious (N = 3,463)</b>					
<b>5 to 7*</b>	14.1	19.6	24.3	26.5	15.6
<b>3 to 4*</b>	18.6	21.3	20.7	28.3	11.1
<b>1 to 2*</b>	16.3	24.6	26.9	25.2	7.1
<b>Zero</b>	26.9	30.7	22.1	16.1	4.2
<b>Parental Worship Service Attendance (N = 3,113)</b>					
<b>About Once/Week or More*</b>	16.3	22.4	26.4	25.8	9.1
<b>About Twice/Month (24 times)*</b>	18.7	23.8	25.3	23.6	8.6
<b>Once/Month or Less (3-12 times)*</b>	20.2	28.0	22.4	22.6	6.7
<b>Once or Twice/Year*</b>	20.8	29.4	25.4	18.5	6.0
<b>Never</b>	26.4	29.6	22.8	16.7	4.6
<b>Parent Prays More Than Once Per Day (N = 3,086)</b>					
<b>Yes*</b>	19.0	24.5	24.9	22.8	8.8
<b>No</b>	20.3	26.9	25.0	21.8	6.1

Source: National Longitudinal Survey of Youth, 1997. An \* means a statistically significant difference ( $p < .05$ ) between this variable category and the reference category (which is marked by italics) in a regression analysis, controlling for age, race, presence of both biological parents in the household, income, rural/urban residence, region, sex and education of residential mother or mother figure.

## **Father's Knowledge of Child's Social Contacts**

According to youth reports, *fathers from all religiously active families tend to know more about who their children are with when they are not at home than do fathers from families not religiously active.* Thirty-eight percent of youth from families that do something religious five to seven days per week report that their father knows everything about who they are with when they are not at home. This percentage compares to 22 percent of youth from families that are not religiously active. Just under 30 percent of youth with a parent who attends worship services regularly report that their father knows everything, compared to 25 percent of youth with a parent who does not attend services. Parental prayer is not statistically associated with the youth's perception of the father's knowledge. These relationships are statistically significant, controlling for age, race, presence of both biological parents in the household, income, rural/urban residence, region, sex and education of residential mother or mother figure.

**Table 24: "How much does he know about who you are with when you are not at home?" (Percents)**

	<b>Knows Nothing</b>	<b>Knows Just a Little</b>	<b>Knows Some Things</b>	<b>Knows Most Things</b>	<b>Knows Everything</b>
<b>Overall</b>	9.6	15.7	18.5	29.3	26.9
<b>Days Per Week Family Does Something Religious (N = 3,461)</b>					
<b>5 to 7*</b>	5.7	13.3	13.9	29.2	37.9
<b>3 to 4*</b>	9.7	9.9	18.0	29.9	32.4
<b>1 to 2*</b>	7.6	14.6	19.1	31.9	26.9
<b>Zero</b>	13.4	19.4	19.6	26.0	21.7
<b>Parental Worship Service Attendance (N = 3,112)</b>					
<b>About Once/Week or More*</b>	8.1	14.2	17.9	30.6	29.1
<b>About Twice/Month (24 times)*</b>	8.6	12.9	15.5	33.3	29.8
<b>Once/Month or Less (3-12 times)</b>	10.3	16.9	18.4	29.9	24.5
<b>Once or Twice/Year</b>	11.2	18.4	19.3	28.3	22.8
<b>Never</b>	10.9	17.8	20.6	25.8	25.0
<b>Parent Prays More Than Once Per Day (N = 3,086)</b>					
<b>Yes</b>	9.3	15.2	16.9	30.5	28.2
<b>No</b>	9.8	16.2	19.8	28.7	25.5

Source: National Longitudinal Survey of Youth, 1997. An \* means a statistically significant difference ( $p < .05$ ) between this variable category and the reference category (which is marked by italics) in a regression analysis, controlling for age, race, presence of both biological parents in the household, income, rural/urban residence, region, sex and education of residential mother or mother figure.

## **Father's Knowledge of Child's Education**

*Youth from religiously active families are more likely to report having fathers who are knowledgeable about their education than are youth from families not religiously active. Twenty-one percent of youth whose families do something religious one to two days per week report that their fathers know everything about their teachers and performance in school, compared to 15 percent of youth whose families are not religiously active. This percentage increases to 32 percent for families doing something religious five to seven days per week. Twenty-two percent of youth with a parent who attends worship services regularly report that their fathers know everything, compared to 17 percent of youth with a parent who does not attend services. Parental prayer also is associated positively with the youth's perception of having a father who is knowledgeable about the child's education. These relationships are statistically significant, controlling for age, race, presence of both biological parents in the household, income, rural/urban residence, region, sex and education of residential mother or mother figure.*

**Table 25: "How much does he know about who your teachers are and what you are doing in school?" (Percents)**

	<b>Knows Nothing</b>	<b>Knows Just a Little</b>	<b>Knows Some Things</b>	<b>Knows Most Things</b>	<b>Knows Everything</b>
<b>Overall</b>	8.5	18.3	23.1	29.5	20.7
<b>Days Per Week Family Does Something Religious (N = 3,431)</b>					
<b>5 to 7*</b>	5.9	15.0	17.1	30.2	31.9
<b>3 to 4*</b>	7.1	14.5	25.2	29.7	23.6
<b>1 to 2*</b>	6.0	17.1	23.5	32.1	21.3
<b>Zero</b>	12.9	22.1	24.0	25.7	15.3
<b>Parental Worship Service Attendance (N = 3,084)</b>					
<b>About Once/Week or More*</b>	5.4	17.8	23.8	30.9	22.1
<b>About Twice/Month (24 times)*</b>	6.8	14.9	21.3	32.6	24.5
<b>Once/Month or Less (3-12 times)</b>	9.1	19.9	23.5	27.4	20.1
<b>Once or Twice/Year</b>	10.2	19.1	26.5	26.1	18.1
<b>Never</b>	13.0	19.7	19.0	31.5	16.9
<b>Parent Prays More Than Once Per Day (N = 3,057)</b>					
<b>Yes*</b>	7.6	17.6	22.3	30.7	21.8
<b>No</b>	8.8	19.4	23.4	29.1	19.3

Source: National Longitudinal Survey of Youth, 1997. An \* means a statistically significant difference ( $p < .05$ ) between this variable category and the reference category (which is marked by italics) in a regression analysis, controlling for age, race, presence of both biological parents in the household, income, rural/urban residence, region, sex and education of residential mother or mother figure.

# ***Eating Dinner With Family***

*Youth from religiously active families are more likely than youth in families not religiously active to eat dinner with their families every day of the week. Just over six out of 10 youth from families that do something religious five to seven days per week report eating dinner with their families every day of the week. Even youth from moderate and occasional religiously active families report higher rates of eating dinner with their families seven days a week (50 percent and 43 percent, respectively), compared to 38 percent of youth whose families do not engage in religious activity at all. Youth with a parent attending worship services regularly are slightly more likely to eat dinner with their families seven days a week (47 percent), compared to youth with a parent who does not attend services at all (45 percent). Parental prayer is not statistically associated with youth eating dinner with the rest of the family. These relationships are statistically significant, controlling for age, race, presence of both biological parents in the household, income, rural/urban residence, region, sex and education of residential mother or mother figure.*

**Table 26: “In a typical week, how many days from zero to seven do you eat dinner with your family?” (Percents)**

	<b>0</b>	<b>1</b>	<b>2</b>	<b>3</b>	<b>4</b>	<b>5</b>	<b>6</b>	<b>7</b>
<b>Overall</b>	6.8	2.8	3.8	5.9	7.0	15.8	14.2	43.7
<b>Number of Days Per Week Family Does Something Religious (N = 4,692)</b>								
<b>5 to 7*</b>	3.1	1.6	1.8	3.2	3.9	14.0	11.8	60.6
<b>3 to 4*</b>	3.4	0.5	4.6	4.9	6.9	16.0	13.4	50.4
<b>1 to 2*</b>	4.5	3.0	3.2	6.3	7.1	17.0	15.9	43.0
<b><i>Zero</i></b>	11.7	3.5	5.0	6.5	7.9	14.7	12.9	37.7
<b>Parental Worship Service Attendance (N = 4,228)</b>								
<b>About Once/Week or More*</b>	5.7	2.0	3.1	5.4	5.8	17.0	14.3	46.7
<b>About Twice/Month (24 times)</b>	7.8	2.7	2.6	5.3	7.5	15.0	15.3	43.8
<b>Once/Month or Less (3-12 times)</b>	5.9	3.8	4.9	6.2	8.5	13.4	14.7	42.6
<b>Once or Twice/Year</b>	10.2	2.8	3.6	7.5	6.9	14.7	14.5	39.8
<b><i>Never</i></b>	6.4	3.2	4.8	4.8	6.8	16.4	13.0	44.6
<b>Parent Prays More Than Once Per Day (N = 4,198)</b>								
<b>Yes</b>	7.4	2.4	3.9	6.1	6.8	14.9	13.2	45.2
<b><i>No</i></b>	5.9	3.0	3.6	5.3	7.1	16.3	15.7	43.0

Source: National Longitudinal Survey of Youth, 1997. An \* means a statistically significant difference ( $p < .05$ ) between this variable category and the reference category (which is marked by italics) in a regression analysis, controlling for age, race, presence of both biological parents in the household, income, rural/urban residence, region, sex and education of residential mother or mother figure.

## **Having Fun With Family**

Families that are religiously active are significantly more likely than families not religiously active to participate together in recreational events such as playing a game, attending a sporting event or swimming, according to youth reports. Forty-four percent of youth whose families do something religious five to seven days per week report having fun with their families at least five days a week, compared to 13 percent of youth whose families are not religiously active. Moderately and occasionally religiously active families are also more likely to do fun activities together. Youth with a parent who attends worship services, even sporadically, are more likely to engage in fun activities with their families at least five days a week (between 21 and 24 percent), compared to youth with a parent who does not attend worship services (15 percent). Parental prayer is not statistically associated with youth participating in family recreational activities. These relationships are statistically significant, controlling for age, race, presence of both biological parents in the household, income, rural/urban residence, region, sex and education of residential mother or mother figure.

**Table 27: “In a typical week, how many days from zero to seven do you do something fun as a family such as play a game, go to a sporting event, go swimming and so forth?” (Percents)**

	0	1	2	3	4	5	6	7
<b>Overall</b>	15.1	17.5	18.9	15.5	12.5	10.6	3.1	6.9
<b>Days Per Week Family Does Something Religious (N = 4,694)</b>								
<b>5 to 7*</b>	6.1	9.9	10.9	14.1	15.3	18.4	6.0	19.4
<b>3 to 4*</b>	8.1	10.2	14.2	16.6	16.4	20.6	4.5	9.4
<b>1 to 2*</b>	11.0	19.2	21.5	16.4	13.4	10.6	3.3	4.6
<b>Zero</b>	24.4	19.4	19.2	14.6	9.7	5.8	1.8	5.2
<b>Parental Worship Service Attendance (N = 4,232)</b>								
<b>About Once/Week or More*</b>	13.0	18.0	18.2	14.9	13.2	12.1	3.5	7.0
<b>About Twice/Month (24 times)*</b>	14.0	15.4	19.3	17.2	10.5	12.6	5.3	5.7
<b>Once/Month or Less (3-12 times)*</b>	15.8	18.8	16.4	16.3	11.6	10.7	2.6	7.8
<b>Once or Twice/Year</b>	15.6	16.8	19.4	16.9	11.1	9.5	2.9	7.9
<b>Never</b>	16.9	16.8	23.4	14.4	13.5	7.3	2.3	5.4
<b>Parent Prays More Than Once Per Day (N = 4,202)</b>								
<b>Yes</b>	15.3	15.1	19.1	15.6	12.2	11.4	3.6	7.8
<b>No</b>	14.3	20.3	18.7	15.6	12.2	10.0	3.0	5.9

Source: National Longitudinal Survey of Youth, 1997. An \* means a statistically significant difference ( $p < .05$ ) between this variable category and the reference category (which is marked by italics) in a regression analysis, controlling for age, race, presence of both biological parents in the household, income, rural/urban residence, region, sex and education of residential mother or mother figure.

## ***Running Away From Home***

*Youth from religiously active families are less likely than youth from families that are not religiously active to run away from home. Ninety-five percent of youth whose families do something religious five to seven days per week have not run away from home or stayed away at least overnight without parental knowledge or permission, compared to 90 percent of youth from families not religiously active. Similarly, 93 percent of youth with a parent who attends worship services regularly have not run away, compared to 85 percent of youth with a parent who does not attend services at all. Parental prayer is not statistically associated with youth having run away. These relationships are statistically significant, controlling for age, race, presence of both biological parents in the household, income, rural/urban residence, region, sex and education of residential mother or mother figure.*

**Table 28: “Have you ever run away, that is, left home and stayed away at least overnight without your parent’s prior knowledge or permission?” (Percents)**

	<b>No</b>	<b>Yes</b>
<b>Overall</b>	89.2	10.8
<b>Days Per Week Family Does Something Religious (N = 4,701)</b>		
<b>5 to 7*</b>	94.9	5.1
<b>3 to 4</b>	91.4	8.6
<b>1 to 2*</b>	95.0	5.0
<b>Zero</b>	89.7	10.3
<b>Parental Worship Service Attendance* (N = 4,238)</b>		
<b>About Once/Week or More*</b>	93.2	6.8
<b>About Twice/Month (24 times)</b>	89.8	10.3
<b>Once/Month or Less (3-12 times)</b>	88.5	11.5
<b>Once or Twice/Year</b>	87.4	12.6
<b>Never</b>	85.2	14.8
<b>Parent Prays More Than Once Per Day (N = 4,208)</b>		
<b>Yes</b>	91.8	8.3
<b>No</b>	90.6	9.4

Source: National Longitudinal Survey of Youth, 1997. An \* means a statistically significant difference ( $p < .05$ ) between this variable category and the reference category (which is marked by italics) in a regression analysis, controlling for age, race, presence of both biological parents in the household, income, rural/urban residence, region, sex and education of residential mother or mother figure.



