

2007-08

# SignStream annotation: addendum to conventions used for the American Sign Language Linguistic Research Project

---

C. Neidle. 2007. "SignStream Annotation: Addendum to Conventions used for the American Sign Language Linguistic Research Project" pp.1-48.

<https://hdl.handle.net/2144/45759>

*"Downloaded from OpenBU. Boston University's institutional repository."*



## SignStream™ Annotation:

### *Addendum to*

Conventions used for the  
American Sign Language  
Linguistic Research Project

Carol Neidle  
Boston University

*Report No. 13*  
*American Sign Language*  
*Linguistic Research Project*  
<http://www.bu.edu/asllrp/>

**ASLLRP Annotation Schema**  
**version 3.0**

© August 2007



# Contents

---

<i>Contents</i> .....	<i>i</i>
<i>List of figures</i> .....	<i>iii</i>
<i>Introduction</i> .....	<i>1</i>
◆ <b>Background information</b> .....	<b>1</b>
The American Sign Language Research Project (ASLLRP) at Boston University .....	1
SignStream™ .....	1
National Center for Sign Language and Gesture Resources (NCSLGR) at BU.....	1
Data Distribution: ASL Video with Linguistic Annotations .....	1
◆ <b>Purpose of this document</b> .....	<b>2</b>
◆ <b>Organization</b> .....	<b>2</b>
◆ <b>Acknowledgments</b> .....	<b>2</b>
<i>Challenges for consistency with large amounts of data</i> .....	<i>3</i>
◆ <b>ASL variants differing in handshape</b> .....	<b>3</b>
◆ <b>Non one-to-one correspondence between English glosses and ASL signs</b> .....	<b>3</b>
Lack of standardization of glossing conventions.....	4
Many-to-one (and many-to-many) relationships between ASL signs and English translations.....	4
Parts of speech: One ASL sign corresponding to more than one English POS.....	5
Two morphologically related ASL signs ending up with morphologically unrelated English glosses .....	6
◆ <b>How much morphological decomposition to include in glosses?</b> .....	<b>6</b>
◆ <b>Part of speech labeling</b> .....	<b>7</b>
◆ <b>A word of caution to computer scientists</b> .....	<b>7</b>
<i>Illustrations of glosses</i> .....	<i>8</i>
<i>Consistency in the annotation of gestures</i> .....	<i>16</i>
◆ <b>Some comments on the annotation of gestures</b> .....	<b>16</b>
Gestures vs. signs.....	16
Difficulties in capturing meanings and choosing labels.....	16
◆ <b>Palms Up</b> .....	<b>17</b>
◆ <b>Palms Out</b> .....	<b>20</b>
Sideways Movement .....	20
Movement Away from Body .....	21
Movement Down .....	22
◆ <b>Palms Down</b> .....	<b>22</b>
◆ <b>Palms facing each other/Center</b> .....	<b>23</b>
◆ <b>Palms facing body</b> .....	<b>25</b>
Sideways Movement .....	26
◆ <b>Other Gestures</b> .....	<b>26</b>
◆ <b>Stories from which the above examples were taken</b> .....	<b>27</b>

*Appendix A. Available software and data* ..... 28

- ◆ **The SignStream™ application**.....28
- ◆ **NCSLGR Data Sets**.....28
  - Earlier collections .....28
  - NCSLGR Data Release 2007 .....29

*Appendix B: Handshapes* ..... 31

*Appendix C: SignStream™ XML DTD* ..... 38

*Appendix D: References* ..... 40

*Index*..... 45

## *List of figures*

---

Figure 1. ASL variants distinguished by handshape .....	8
Figure 2. Glosses for signs that can translate English “leave” .....	8
Figure 3. Sign glossed as EXCUSE-GO .....	8
Figure 4. Glosses for signs that can translate English “look” .....	9
Figure 5. Glosses for signs that can translate English “open” .....	9
Figure 6. Two signs that can be used to translate English “pay” .....	9
Figure 7. Glosses for signs about talking/signing.....	9
Figure 8. Glosses for FINISH vs. FINISH-shake .....	10
Figure 9. Glosses for signs corresponding to “out” in English.....	10
Figure 10. Several of the many ASL signs for “no,” “none,” “nothing,” “nobody” .....	10
Figure 11. English glosses for several ASL signs in our data set.....	11
Figure 12. English glosses for other ASL signs in our data set .....	12
Figure 13. Signs with multiple English translations, depending on usage .....	13
Figure 14. Glosses for English “give” .....	13
Figure 15. Glosses for English “mind” .....	14
Figure 16. Glosses for English “telephone,” “call” .....	14
Figure 17. Morphologically related ASL signs glossed as MISTAKE and WRONG .....	14
Figure 18. Morphologically related ASL signs glossed as RESIDENCE/ADDRESS and LIVE.....	15



## Introduction

---

### ◆ Background information

#### *The American Sign Language Research Project (ASLLRP) at Boston University*

The American Sign Language Linguistic Research Project, henceforth ASLLRP, has been a collaborative endeavor involving the participation of many individuals over the past 15 years or so. The linguistic focus of this project has been the study of the syntax of American Sign Language (ASL); see, e.g., [1, 3, 4, 7, 15-18, 23, 24, 31-33, 40, 41]. In conjunction with this research, we have developed software to facilitate the linguistic annotation and examination of sign language data. The SignStream™ application is described below. See <http://www.bu.edu/asllrp/> for further information.

#### *SignStream™*

SignStream™ is a Macintosh Classic application<sup>1</sup> for linguistic annotation of visual language data [19, 21, 22, 42]. The program is available on CD-ROM or from our Web site (see Appendix A). A Java reimplementaion is currently underway, planned for release in 2008. The new version will contain many new features, including tools for efficient annotation of fine-grained phonological information. It will run on a variety of computer platforms and will be backwards-compatible with transcriptions of data that have been carried out with the current version of SignStream (v. 2.2.2).

#### *National Center for Sign Language and Gesture Resources (NCSLGR) at BU*

In collaboration with colleagues at Rutgers University, researchers at Boston University in Linguistics and Computer Science set up a data collection facility with synchronized digital video cameras enabling capture of multiple views of signing by Deaf native users of American Sign Language (ASL). These videos have been annotated using SignStream™, following conventions discussed in *ASLLRP Report No. 11* [21] and this addendum to that report. The data have been an important element not only of our linguistic research, but also of collaborative work with computer scientists (Dimitris Metaxas; Gabriel Tsechpenakis; Christian Vogler; Stan Sclaroff, *et al.*) interested in the problem of sign language recognition [2, 6, 12-14, 20, 42-51]. These data are available to researchers, as explained below. See <http://www.bu.edu/asllrp/cslgr>.

#### *Data Distribution: ASL Video with Linguistic Annotations*

The full list of data now available is contained in Appendix A. The 2007 data release includes 15 short narratives as well as over 200 individual elicited utterances incorporating a range of different syntactic constructions (for a total of just about 1,100 utterances in all). These are distributed on CD-ROM and over the Internet. It will also soon be possible to search through these data sets through a Web interface currently under development, which will also enable download of those video files (available in a variety of formats) and annotations that may be of interest. The annotations are available not only as SignStream™ database files, but also as XML (see Appendix C for the XML specifications). This report, in conjunction with [3], explains the conventions used for these annotations.

---

<sup>1</sup> Note that the newest Macintosh computers with Intel processors do not support Classic applications, nor does the Leopard operating system that Apple has announced for release in October of 2007.

## ◆ Purpose of this document

This report is intended to supplement and extend ASLLRP Report No. 11 [21], which described the conventions used for the data we had annotated using SignStream™ until that time. This document discusses issues that have arisen since then with respect to the annotations and is intended to provide explanations for the annotation conventions of the ASLLRP 2007 Data Release. We discuss the considerations that led us to make particular choices. Different circumstances, annotation tools, and linguistic interests could very well lead others to make different choices. We hope, at least, that raising these issues may help others to arrive at their own coding decisions.

**Important note:** This discussion builds on what was established in [21], which includes essential explanations and caveats about interpretation of these annotations. The conventions described in these two documents combined will be referred to as version 3.0 of the ASLLRP Annotation Schema.

## ◆ Organization

The first part of this report focuses on the choices of English glosses for ASL signs. The second part addresses the problems with annotation of ASL gestures. Examples and illustrations provided throughout this report are taken from the stories, listed on page 27; complete information about available data is provided in Appendix A. Appendix B reiterates information from [21] about handshape labels, for convenient access. Appendix C provides the DTD for the SignStream™ XML format.

## ◆ Acknowledgments

Contributors to the ASLLRP at Boston University have included many people who were graduate students here while they were involved in this project: Debra Aarons, Ben Bahan, Fran Conlin, Quinn Duffy, Sarah Fish, Jack Hoza, Judith Labath, Robert G. Lee, Dawn MacLaughlin, Deborah Perry, and Michael Schlang. Other invaluable participants in the project have included David Greenberg (the principal programmer for SignStream™ versions 1 and 2) and Otmar Foelsche at Dartmouth University; Iryna Zhuravlova, our current SignStream™ developer; and Stan Sclaroff and Vassilis Athitsos, who have assisted with the data capture. We are also very grateful for assistance and consultation by Lana Cook, Carla DaSilva, Dana Schlang, and Norma Tourangeau. Thanks also to Rebecca Kranz, a student at the Boston University Academy who has worked as intern during the summer of 2007. The design of the SignStream™ application and the decisions about annotation have benefited from the work, suggestions, and ideas contributed by those listed above, as well as Jason Boyd, Diane Brentari, Sue Duncan, Barbara Eger, Erica Hruby, Judy Kegl, George Kierstein, Ginger Leon, Tamara Neuberger, Patricia Trowbridge, and others. We are also grateful for discussions and e-mail exchanges with those who have been using SignStream. This research has been funded in part by grants from the National Science Foundation (#SBR-9410562, #IIS-9528985, #IIS-9912573, #EIA-9809340, #IIS-0329009, and #CNS-04279883).

## *Challenges for consistency with large amounts of data*

---

The attempt to represent ASL signs via glosses from a totally different language, English, poses certain unavoidable problems. This has necessitated choices involving trade-offs of various kinds. Decisions have been made with a view to how the gloss annotations will be exploited. However, some of these have been arbitrary, and many would not be obvious without explanation. This document—in combination with *SignStream™ Annotation: Conventions used for the American Sign Language Linguistic Research Project*, ASLLRP Report 11 [21]—is intended to assist those who wish to make use of the annotated data described in Appendix A in understanding what the annotations actually mean.

This report is also intended as documentation of choices that have been made to assist those who will be continuing to work on this project. As additional data are added to our collection, consistency with respect to annotations is critical to the overall utility of the data set.

To facilitate both linguistics and computer science research, we have tried our best to settle on conventions to ensure that every time a particular English gloss is used, it corresponds to a unique ASL sign, and conversely, that the same ASL sign will have a predictable English gloss.

### ◆ **ASL variants differing in handshape**

For cases where there were close variants of a single ASL sign (which would most naturally have the same English gloss), we added information about handshape—in parentheses, preceding the gloss—to distinguish them, as shown in Figure 1. If only one variant includes a notation of handshape, the unmarked form of the sign (or the variant that occurred most frequently in our corpus) is generally the one left without indication of handshape. The “code” for interpreting handshape labels is found in Appendix B. In one case, there was no standard handshape descriptor available to distinguish two signs. A variant of BETWEEN was glossed as “(vulcan)BETWEEN” since the non-dominant handshape is reminiscent of that used as a Vulcan salute on Star Trek.

### ◆ **Non one-to-one correspondence between English glosses and ASL signs**

Most ASL signs can be used in a variety of ways, and, depending on their usage, can have multiple translations into English. Likewise, a single English translation may be appropriate, in various contexts, for more than one ASL sign.

There are certain English words that might, depending on context, be the most appropriate translation for several different ASL signs. Consider, for example, the verb “leave,” which itself has several different meanings and usages in English, as in (1) and (2).

(1) I left (the party).

(2) I left the book on the table.

One option for annotation would have been to simply gloss ASL signs as LEAVE-1, LEAVE-2, and so on. However, we decided instead, in such cases, to choose different English words to be used consistently with each of the variants. Figure 2 shows the alternative glosses that have been adopted, reserving LEAVE as the gloss for the sign that begins with both hands palms down and then has sideward movement of the hands that change to an A handshape.

This does *not* mean, however, that the differences in meaning of the English words have any necessary relationship to the differences in sign meaning, although in the rare cases where it was possible to convey distinctions in meaning through the glossing, we did so. For example, there is a sign that seems to involve aspects of both the meaning and articulation of TAKE-OFF and EXCUSE, which was glossed as EXCUSE-GO, shown in Figure 3.

Similarly, there are several uses of “look” in English, as in examples (3)-(5).

(3) John looked (up/at the wolf).

(4) John looked tired.

(5) John looked like his father.

Figure 4 illustrates the glossing conventions we have used for the various meanings of “look,” the last of which is a compound (as indicated by the +).

The sign for “open” varies depending on what is being opened. We used the gloss OPEN-BOOK to distinguish that sign from the sign usually glossed as OPEN. These are both illustrated in Figure 5.

For signs with very close meanings and various but overlapping English translations, we made sometimes arbitrary assignments of English glosses, and we followed these conventions to ensure consistency. Sometimes these glosses were supplemented by handshape information. Examples are shown in Figure 6 through Figure 7. The gloss TALKwg incorporates information about the articulation: finger wiggling. A similar notation was used to distinguish a variant of the sign FINISH that occasionally involves shaking of the hands (rotation of the wrists), as illustrated for the gloss FINISH-shake in Figure 8.

The many signs (and their variants) for conveying the idea of no, none, nobody, nothing posed a particularly difficult challenge. The choice of English glosses in this case provides virtually no information about the range of meanings and usages that all of these signs can have. An attempt was made, again, simply to provide unique labels, as illustrated in Figure 10.

#### *Lack of standardization of glossing conventions*

One obvious problem with the use of English glossing is the lack of standardization. In Figure 11 and Figure 12, illustrations are provided for a few glosses that may not be transparent (or for cases in which other glosses might alternatively have been used).

#### *Many-to-one (and many-to-many) relationships between ASL signs and English translations*

As in all languages, it is possible to have two very different words/meanings that “sound” the same. There are, unsurprisingly, ASL signs that can have very different meanings, and thus very different ways of being translated into English. There are also cases where the ASL sign does not have a very good translation into English at all, because there is no word in English that is used in quite the same way. In cases like these, we have used two English words separated by a slash. For some signs, of course, the list would grow quite long if it were to include all possible English translations. For example, we used the gloss PRICE for the sign that can mean “cost,” “tax,” “toll,” “fee,” “fine” (as in one of our stories), “penalty,” or “price.” As with all of the glosses, there are meanings of the sign that simply are not represented in the

conventional gloss that is being used (making the gloss seem quite odd in certain contexts). Some examples are included in Figure 13. These glosses also face the same issues mentioned elsewhere in this document, including those related to parts of speech, to be discussed next.

*Parts of speech: One ASL sign corresponding to more than one English POS*

Sometimes an ASL sign can function as more than one part of speech, e.g., both a noun and a verb, or both an adjective and an adverb. Despite the fact that the optimal English translations on those two usages would frequently be different, we have generally chosen a single English translation. Sometimes the choice of English word was arbitrary; sometimes it was motivated by frequency of occurrence of the signs with the various meanings. Some generalizations about the choices we made are listed here:

- For verbs that can be used to translate both verbs and participial adjectives in English (e.g., “tempt” or “tempted”), we have generally used the verbal form (TEMPT). Thus, for example, the sign that can mean either “bored” or “boring” is glossed as BORE. Other similar examples include FINISH (which can be used to express the English adjective “finished,” as in “Are you finished?”), MOTIVATE (which can mean “motivated”), and SCARE (which can mean “scared”).
- For signs that in ASL only have an adjectival form, even though English productively uses both a verbal and adjectival form of its nearest translation, we have opted for the participial/adjectival English word (e.g., RELIEVED, FASCINATED).
- There are also some signs that can be used as either nouns or adjectives. For example, the sign NAUSEA is used in one of our examples as an adjective meaning “gross” or “disgusting.” The nominal form is used for that English gloss. The gloss DIFFERENT was used to translate both the adjective, “different,” and the noun, “difference.” The adjective SICK, with reduplication also functions as a noun (meaning “disease”). There are two verbs that frequently translate the English “give”. We have glossed one of them as GIVE and the other as GIFT (as it also has the possibility to be used as a noun). These are illustrated in Figure 14.
- For signs that could have a prepositional or verbal meaning, generally, we stayed with the preposition for the English gloss. For example, ACROSS was used for the sign sometimes corresponding to the English preposition “across” and sometimes to the verb meaning “to cross.”
- There are many ASL signs that can function as both nouns and verbs, whereas the forms would be different for the English translations. We have used APPLAUSE for both “applaud” and “applause,” BLOOD as to translate the English “blood” and “bleed,” LIVE to translate both “live” and “life,” INFORM to translate both “inform” and “information”; the nominal form in ASL may, but need not, involve reduplication of the stem, which is indicated by + when it occurs. The same is true for the noun “advice” and the verb “advise,” glossed as ADVISE, with a + to mark the reduplication frequently found with the nominal forms. We use the gloss ADVANTAGE both for the noun and for the verb meaning “to take advantage”. For “mind”, we glossed the noun as MIND and a verb used in constructions such as “would you mind... ?” as NOT-MIND; see Figure 15.

- In general, we used the same gloss, but different parts of speech, for signs that can function in different ways syntactically, e.g. READY (used either as an adjective or a verb meaning “to get ready”). However, in some cases, particularly when the English translations have significantly different (albeit sometimes morphologically related) forms, we included more than one possible English translation with a slash, as in LEGAL/LAW, FAVORITE/PREFER.
- Sometimes a single gloss has the possibility to function as multiple parts of speech, e.g., CONFUSE (meaning “confuse,” “confused,” or “confusion”).
- In some cases, we opted for best translation of the most frequent usage. For example, REALLY, which appears quite a lot in our data set, used especially by one of our signers as a kind of discourse marker, can also have a variety of other meanings (not all of them adverbial), including ‘true’ or ‘sure.’ We have stuck with that same gloss, REALLY, in all cases, except when it occurred as part of the idiomatic expression, TRUE-BUSINESS.

We have also had cases of the converse situation: i.e., a single English word that can be used with more than one part of speech, but where the translations would be different in ASL based on the syntactic category. For example, “phone” or “telephone” in English are both used as nouns and verbs. However, the corresponding noun and verb in ASL are distinct. For this case, we used PHONE as the noun and CALL-BY-PHONE as the verb in our glosses. (Note that there is a different sign, CALL.) These are illustrated in Figure 16.

*Two morphologically related ASL signs ending up with morphologically unrelated English glosses*

We have, in some cases, (regrettably) obscured the relatedness of ASL signs by giving them glosses that display no relationship in English. An example of this was just mentioned: the fact that the idiomatic TRUE-BUSINESS incorporates a morpheme that we have elsewhere glossed differently, as REALLY. In the interest of having unique English glosses for different signs, for example, we have used MISTAKE and WRONG as English glosses for ASL signs that are quite similar in their articulation, as shown in Figure 17. Another case in which two ASL signs that are related in meaning and that look very much alike receive English glosses that obscure this relatedness is illustrated in Figure 18.

◆ **How much morphological decomposition to include in glosses?**

In general, we opted for limited overt indication of the internal morphological structure of ASL signs, thereby (regrettably) obscuring morphemes that are common to different signs. For example, the agentive –er suffix in English has a counterpart in ASL, a suffix meaning “person” added very productively to verbs. We used the gloss TEACHER rather than TEACH+PERSON. (We included morphological detail only in one case, for “Bostonian,” where the name sign for Boston was followed by that suffix. We glossed that as ns-BOSTON+PERSON.)

Similar choices arose with compounds. We did gloss the signs for “lunch” and “dinner” as EAT+NIGHT and EAT+NOON, respectively. We also glossed the sign that would be translated as “shopping” as a reduplicated form containing the verb BUY, with the + sign marking the reduplication: BUY+ . However, we used the gloss STORE for the noun produced by a double articulation of the sign for the verb SELL.

### ◆ Part of speech labeling

Given the fact that similar ASL forms can sometimes be used for different parts of speech, as discussed on page 5, it is not always completely clear what part of speech is involved. This makes labeling of parts of speech a difficult task. In some constructions, this is exacerbated by the fact that ASL is a null copula language. For example, a predicative adjective and a verb can both be found immediately following the subject. Another difficult case we encountered were utterances that consisted of a single sign, especially in “Scary Story.” Sequences such as:

RAIN. LIGHTNING. THUNDER.

These could be sequences of sentence fragments containing nouns—painting a narrative portrait—or they could be verbs: “It was raining...” etc. Sometimes when this was unclear, arbitrary choices were made in the labeling of parts of speech.




Furthermore, in some cases, more than one of the category labels we are using would be appropriate. For example, for possessive pronouns, we have used the label ‘possessive’ whereas we might just as well have tagged them as pronouns. A similar situation arises with demonstratives, which have generally been labeled as such, regardless of other syntactic functions.

### ◆ A word of caution to computer scientists

One problem involved in the segmentation of narratives into “utterance”-length chunks (with the divisions between units not always corresponding exactly to sentence boundaries) is that there is continuity of signing from one unit of annotation to the next. There are cases, for example, where the new “utterance” includes the tail end of a prior sign or non-manual expression. Annotations of very brief behaviors (e.g., single frame) at the start of a sentence might best be disregarded as exemplars of entire signs. There may also be behaviors (of the non-dominant hand especially) that continue for longer durations from the very beginning of an utterance, but that are in fact remnants of the articulation of a sign from the previous utterance.

## *Illustrations of glosses*


**Note for all figures:** If more than one picture is included for a sign, these represent frames from the video sequence, in chronological order (the first usually at or near the beginning, and the last at or near the end of the production of that sign).

		
BORN	(S)BORN	
		A non-standard handshape
STORY	(crvd-sprd-B)STORY	

*Figure 1. ASL variants distinguished by handshape*

		
DEPART	TAKE-OFF	LEAVE-THERE

*Figure 2. Glosses for signs that can translate English “leave”*


EXCUSE-GO

*Figure 3. Sign glossed as EXCUSE-GO*



Figure 4. Glosses for signs that can translate English “look”




Figure 5. Glosses for signs that can translate English “open”




Figure 6. Two signs that can be used to translate English “pay”




Figure 7. Glosses for signs about talking/signing




Figure 8. Glosses for FINISH vs. FINISH-shake



Figure 9. Glosses for signs corresponding to "out" in English



Figure 10. Several of the many ASL signs for "no," "none," "nothing," "nobody"




Figure 11. English glosses for several ASL signs in our data set









	
<p>GONE</p>	<p>ALL-GONE</p>
	
<p>(2h)EMPTY</p>	<p>SET-ASIDE</p>
	
<p></p>	<p>OVER-NIGHT</p>
	
<p>GRAB-CHANCE</p>	<p>ALL-NIGHT</p>
	
<p>STAY-AWAKE</p>	<p>STAY-AWAKE-ALL-NIGHT</p>

Figure 12. English glosses for other ASL signs in our data set


				
MELT/SOLVE			FINALLY/SUCCEED	
				
OVER/AFTER	ANYWAY/NOT-MATTER		CITY/COMMUNITY	
				
SPECIAL/EXCEPT	INSURANCE/INFECTION	PACE/PROGRESS		
				
SPEECH/LECTURE		CREATE/PRETEND		

Figure 13. Signs with multiple English translations, depending on usage



	
GIVE (verb)	GIFT (used as noun or verb)

Figure 14. Glosses for English “give”




Figure 15. Glosses for English “mind”




Figure 16. Glosses for English “telephone,” “call”

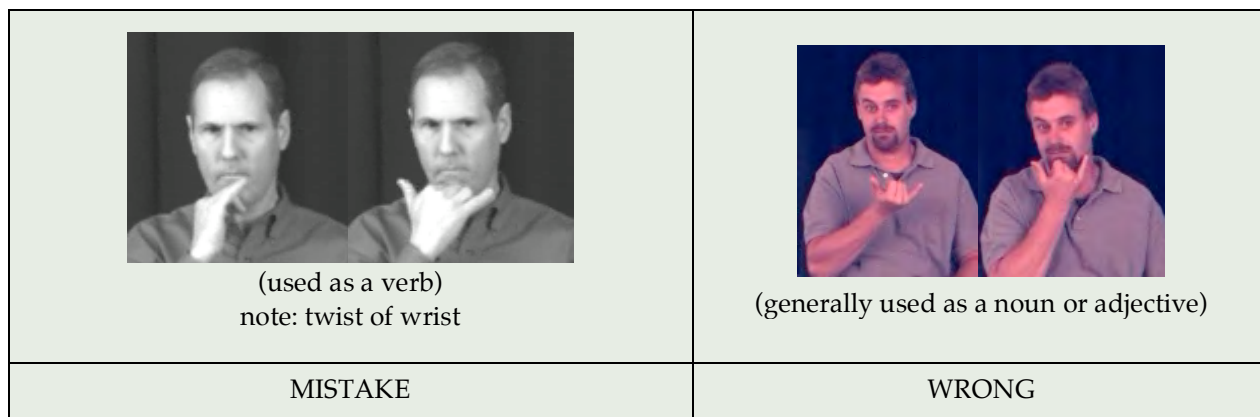


Figure 17. Morphologically related ASL signs glossed as MISTAKE and WRONG

 <p data-bbox="370 478 727 510">[note: two contacts with body]</p>	 <p data-bbox="870 478 1349 510">(used to translate both "live" and "life")</p>
RESIDENCE / ADDRESS	LIVE

*Figure 18. Morphologically related ASL signs glossed as RESIDENCE/ADDRESS and LIVE*

## *Consistency in the annotation of gestures*

---

### ◆ **Some comments on the annotation of gestures**

The annotation of gestures turned out to be one of the least straightforward challenges we faced. In our data, we discovered gestures that seemed to recur frequently for individual signers or across signers. For most of these, no conventional glosses are available. Thanks to Quinn Duffy for his painstaking efforts in helping to sort through these gestures and to establish some commonalities of meaning and consistency of glossing. To the extent that *some* consistency has been achieved, this will facilitate the study of gestures in this corpus. All of this is a rich area for further study (and a careful study of these gestures would, in turn, surely lead to better conventions for labeling).

#### *Gestures vs. signs*

It is not always clear where to draw the line between signs (glossed with capital letters) and gestures (which include the meaning, as best we can capture it, in quotation marks and not in capital letters, sometimes preceded by an identifying handshape) . How conventionalized and frequent does the gesture have to be before it is considered a sign? The answer is not clear, and some arbitrary decisions were made, of necessity.

#### *Difficulties in capturing meanings and choosing labels*



Although there are recurrences of similar manual gestures, there are often subtle (or less subtle) differences in meaning (sometimes conveyed through non-manual expressions). These are gradient, precisely because they are gestural; so it is often difficult to categorize them precisely. There are trade-offs in glossing between capturing the similarity of the different occurrences *vs.* the nuances in meaning. The “meanings” in quotation marks are, at best, a rough approximation (and may capture what was intended better in some contexts than in others). It would be a mistake to pay much attention to the English words used in these labels. For example, there is a frequent use of open palms (5 handshape) that serves as a carrier of affective information, the essence of which is in fact expressed non-manually. Some of these are illustrated at the top of page 17. Similarly, there is a range of gestures that function as filled pauses of one sort or another, where meaning is pretty much impossible to capture (labeled as “you know,” “you see,” “hesitation,” “looking for words,” etc.). Subcategorization of these gestures is extremely difficult.



Below are listed some of the common gestures, along with the annotation we have used for them, and the source of each of the examples illustrated. The stories from which these examples are taken are listed by their brief titles; full reference information is provided in Appendix A (Data distribution) and Appendix D (References). A table with information about the particular stories from which these examples were taken is found at the end of this section.



We group gestures here according to articulatory properties.




## ◆ Palms Up



		
5"sheepish"	5"resignation"	5"trepidation"
[Whitewater, U 32]	[Roadtrip 1, U 17]	[Dorm prank, U 48]



		
5"dumbfounded"	5"frustration"	5"exasperation"
[Whitewater, U 28]	[Siblings, U 24]	[Dorm prank, U 26]




	
(frequently with head nod)	
5"that's the way it is"	5"everything in order"
[Speeding, U 27]	[Whitewater, U 22]




	
5"you know"	5"you see"
[Boston-LA, U 22]	[Accident, U 62]


		
5"actually"	5"ok (giving in)"	5"looking for words"
[LAPD, U 88]	[LAPD, U 91]	[Whitewater, U 51]



	
5"I don't know" (sometimes both hands remain low)	(2h)5"I don't know"
[Scary story, U 40]	[Football, U 25]

	
5"out of my control"	5"not know what to do"
[Accident, U 48]	[LAPD, U 45]



		
5"panic"	5"aw, man"	B-L"go on"
[Three pigs, U 40]	[Roadtrip 1, U 13]	[Speeding, U 24]

		
5"of course"	5"let's see"	5"come on"
[Roadtrip 1, U 25]	[Three pigs, U 53]	[Accident, U 9]




5"what's going on?"
[Scary story, U 19]



	
5"concession"	5"ok, hey" (introducing a clause that's going to be followed by a <i>but...</i> )
[Football, U 45]	[Football, U 53]



◆ Palms Out



	
5"oh well"	5"what the heck"
[Roadtrip 1, U 17]	[Accident, U 22]

*Sideways Movement*



	
5"to let you know, it's OK"	5"reassure"
[Speeding, U 40]	[Boston-LA, U 47]




	
(hands move back and forth along a plane)	(outward motion)
5"wave no"+	5"wave no"
[Roadtrip 2, U 38]	[Accident, U 60]

	
5 "hey, no"	5 "no more"
[LAPD, U 59]	[Dorm prank, U 54]

	
5 "anyway"	5 "keep in mind"
[Roadtrip 1, U 10]	[Boston-LA, U 47]



*Movement Away from Body*

	
5 "it's ok"	(1h)5 "it's ok"
[Three pigs, U 49]	[Speeding, U 20]


		
5 "hey"	5 "for our sake"	5 "hands off"
[Speeding, U 22]	[Roadtrip 2, U 27]	[Dorm prank, U 54]







*Movement Down*





◆ **Palms Down**







	
5" sigh" [Whitewater, U 66]	5" dismissive gesture" [LAPD, U 44]

		
5" calm down" [LAPD, U 100]	5" reassuring self" [Scary story, U 25]	5" checking it out" [Scary story, U 19]



	
[Roadtrip 2, U 11]	5" listen up" [Football, U 50]



◆ Palms facing each other/Center


			
5" so, ok" [Three pigs, U 40]	5" surprised" [Three pigs, U 68]	5" so-so" [Ali, U 21]	(slight wiggle at wrists) 5" oh gosh" [LAPD, U 53]

	
FORGET-IT [Whitewater, U 24]	5 "nah" [LAPD, U 19]


	
5 "let it go" (as in let go of a topic/thought/desire) [Ali, U 9]	5 "leave it at that" [Roadtrip 2, U 21]




	
5 "this is nothing" [Whitewater, U 23]	5 "drop topic" [Roadtrip 1, U 28]

	
B-L "go ahead" [Boston-LA, U 77]	5 "come here" [Ali, U 3]




◆ **Palms facing body**







		
5 "reluctance" [Accident, U 19]	5 "perplexed" [LAPD, U 25]	5 "relieved" [Accident, U 51]

*Sideways Movement*

	
5 "things proceeding normally" [Accident, U 19]	5 "taken aback" [LAPD, U 24]

◆ **Other Gestures**

	
5 "hesitation" note: changes a lot depending on what is before/after it generally any pause between signs that indicates stopping suddenly (in role shift) or searching for words	
[Three pigs, U 61]	[Dorm prank, U 42]

	
"darn" [Ali, U 37]	R "hoping" [Siblings, U 10]

◆ **Stories from which the above examples were taken**

Story title	Citation info (see Appendix D)	CD-ROM distribution (see Appendix A): NCSLGR SignStream™ Databases [2007]
Close Call	[34]	Vol. 3
Speeding	[35]	Vol. 3
Three pigs	[36]	Vol. 3
Accident	[37]	Vol. 4
Biker	[38]	Vol. 4
Boston-LA	[39]	Vol. 4
Ali	[25]	Vol. 5
Dorm prank	[26]	Vol. 5
Whitewater	[30]	Vol. 5
Football	[27]	Vol. 6
LAPD	[28]	Vol. 6
Siblings	[29]	Vol. 6
Roadtrip 1	[9]	Vol. 7
Roadtrip 2	[10]	Vol. 7
Scary story	[11]	Vol. 7

## Appendix A. Available software and data

All of the CD-ROM's listed below are distributed by Carol Neidle through the American Sign Language Linguistic Research Project at Boston University.

### ◆ **The SignStream™ application**

The SignStream application can be downloaded from the Web site or obtained on CD-ROM: <http://www.bu.edu/asllrp/SignStream>; [http://www.bu.edu/asllrp/signstream/other\\_materials.html](http://www.bu.edu/asllrp/signstream/other_materials.html).

### ◆ **NCSLGR Data Sets**

#### *Earlier collections*

The first two CD-ROM's that were distributed are listed below. Video files for data collected through the National Center for Sign Language and Gesture Resources (NCSLGR) at Boston University are available in a variety of formats. Further information is available from our Web site: <http://www.bu.edu/asllrp/csigr/>.

#### **ASLLRP SignStream™ Databases, Vol. 1, version 2 [2003]**

This CD-ROM contains SignStream™ transcriptions of excerpts from several stories distributed on video by DawnSignPress (<http://dawnsignpress.com/>). These video clips were provided in digital format by DawnSignPress and are used here with permission. We gratefully acknowledge and appreciate their making these videos accessible for this purpose. The database files include:

1. DSP Dead Dog Story
2. DSP Immigrants Story
3. DSP Introduction to a Story
4. DSP Ski Trip Story.

This version incorporates corrections since Version 1, and is consistent with the annotation conventions described in ASLLRP Report 11.

#### **NCSLGR SignStream™ Databases, Vol. 1 [2003]**

This CD contains data collected in the National Center for Sign Language and Gesture Resources at Boston University and annotated with SignStream. SignStream™ version 2.2.2 is required. The 8 SignStream database files contain over 200 utterances, with 3 synchronized video files for each utterance (a front view, side view, and close-up of the face).

The annotation conventions used here are described in ASLLRP Report 11.

*NCSLGR Data Release 2007*

Summer 2007 marks the release of 6 additional CD-ROMs containing elicited utterances (Vol. 2) and short narratives (Vols. 3-7). All of these require SignStream™ version 2.2.2, and all the video data were collected in the NCSLGR.

**NCSLGR SignStream™ Databases, Vol. 2 [2007]**

The 8 SignStream database files contain over 200 utterances, with 3 synchronized video files for each utterance (a front view, side view, and close-up of the face).

**NCSLGR SignStream™ Databases, Vol. 3 [2007]**

The following narratives are included (SignStream database files with a total of 169 utterances, each with 4 synchronized video files—2 stereoscopic front views, a side view, and a close-up of the face):

1. Close call
2. Speeding
3. Three pigs

**NCSLGR SignStream™ Databases, Vol. 4 [2007]**

The following narratives are included (SignStream database files with a total of 171 utterances, each with 2 synchronized video files—a front view and a close-up of the face):

1. Accident
2. Biker
3. Boston-LA

**NCSLGR SignStream™ Databases, Vol. 5 [2007]**

The following narratives are included (SignStream database files with a total of 157 utterances, each with 3 synchronized video files—a front view, a side view, and a close-up of the face):

1. Ali
2. Dorm prank
3. Whitewater

**NCSLGR SignStream™ Databases, Vol. 6 [2007]**

The following narratives are included (SignStream database files with a total of 244 utterances, each with 2 synchronized video files—a front view and a close-up of the face):

1. Football
2. LAPD
3. Siblings

**NCSLGR SignStream™ Databases, Vol. 7 [2007]**

The following narratives are included (SignStream database files with a total of 151 utterances, each with 3 synchronized video files—a front view, a side view, and a close-up of the face):

1. Roadtrip 1
2. Roadtrip 2
3. Scary story

More detailed information about the contents of these data sets, including counts of the numbers of signs and tokens will soon be available online from .

## *Appendix B: Handshapes*

---
















Here the handshape names we use are listed, and the handshapes are illustrated.
















The term 'bent' is used to indicate flexion at the base joint. The term 'curved' is used systematically when there is flexion at non-base joints, following, e.g., Crasborn and van der Kooij [8]. Handshapes in which the selected fingers are together are listed above the corresponding handshapes in which the selected fingers are spread.








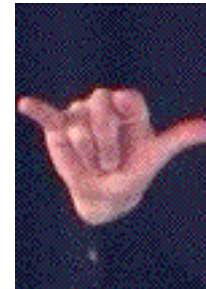







Handshapes named in terms of letters used in fingerspelling are written with capital letters. Hyphens are used with modifiers.





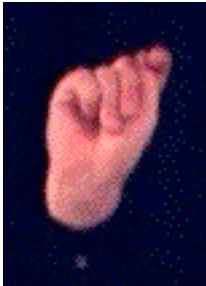










The term 'open' refers to the thumb of the handshape being extended. [5]
















In some cases, a conventional name is used in place of the more descriptive label (e.g., "horns").












				
<b>A</b>	<b>B</b>	<b>crvd-B</b>	<b>crvd-sprd-B</b>	<b>B-xd</b>
				
<b>flat-B</b>	<b>B-L</b>	<b>bent-B</b>	<b>bent-B-L</b>	<b>C</b>
				
<b>sml-C/3</b>	<b>lrg-C/3</b>	<b>flat-C</b>	<b>tight-C</b>	<b>tight-C/2</b>

				
<b>C-L</b>	<b>crvd-flat-B</b>	<b>D</b>	<b>E</b>	<b>loose-E</b>
				
<b>alt-M</b>	<b>alt-N</b>	<b>F</b>	<b>cocked-F</b>	<b>open-F</b>
				
<b>flat-F</b>	<b>G</b>	<b>flat-G</b>	<b>alt-G</b>	<b>I</b>

				
<b>K</b>	<b>alt-P</b>	<b>L</b>	<b>crvd-L</b>	<b>bent-L</b>
				
<b>L-X</b>	<b>I-L-Y</b>	<b>bent-I-L-Y</b>	<b>M</b>	<b>bent-M</b>
				
<b>full-M</b>	<b>N</b>	<b>bent-N</b>	<b>O</b>	<b>baby-O</b>

				
<b>flat-O</b>	<b>flat-O/2</b>	<b>R</b>	<b>S</b>	<b>T</b>
				
<b>X-over-thumb</b>	<b>U</b>	<b>bent-U</b>	<b>crvd-U</b>	<b>V</b>
				
<b>crvd-V</b>	<b>W</b>	<b>crvd-W</b>	<b>X</b>	<b>Y</b>

				
<b>1</b>	<b>bent-1</b>	<b>Horns</b>	<b>O/2-Horns</b>	<b>bent-Horns</b>
				
<b>3</b>	<b>U-L</b>	<b>crvd-3</b>	<b>4</b>	<b>5</b>
				
<b>crvd-5</b>	<b>5-C</b>	<b>5-C-tt</b>	<b>5-C-L</b>	<b>6</b>

				
<b>7</b>	<b>8</b>	<b>cocked-8</b>	<b>open-8</b>	<b>25</b>
				
<b>9</b>	<b>open-9</b>	<b>10</b>	<b>fanned-flat-O</b>	<b>cocked-S</b>
				
<b>cocked-U</b>				

## Appendix C: SignStream™ XML DTD

---

**Note:** Information about field and value names and labels, as well as the database export text file format, is contained in the appendices of [21].

---

Contained here are the XML Document Type Definitions (DTD's).

```
<?xml version="1.0"?>

<!DOCTYPE SIGNSTREAM-DATABASE [
  <!ELEMENT DISTRIBUTOR (#PCDATA)>
  <!ELEMENT AUTHOR (#PCDATA)>
  <!ELEMENT CITATION (#PCDATA)>
  <!ELEMENT NOTES (#PCDATA)>
  <!ELEMENT PARTICIPANTS (PARTICIPANT+)>
  <!ELEMENT CODING-SCHEME (FIELD+)>
  <!ELEMENT MEDIA-FILES (MEDIA-FILE+)>
  <!ELEMENT UTTERANCES (UTTERANCE+)>
]>

<!ATTLIST SIGNSTREAM-DATABASE
          SIGNSTREAM-VERSION CDATA #REQUIRED
          SOURCE CDATA #REQUIRED
          DATABASE-VERSION CDATA #REQUIRED>

<!ELEMENT PARTICIPANT (BACKGROUND)>
<!ATTLIST PARTICIPANT
          ID ID #REQUIRED
          NAME CDATA #REQUIRED
          LABEL CDATA #IMPLIED
          AGE CDATA #IMPLIED
          GENDER (male/female) #IMPLIED
          LANGUAGE CDATA #IMPLIED
          COMMENTS CDATA #IMPLIED
          PARENTS CDATA #IMPLIED>

<!ELEMENT BACKGROUND (#PCDATA)>

<!ELEMENT FIELD(VALUE+)>
<!ATTLIST FIELD
          ID ID #REQUIRED
          NAME CDATA #REQUIRED
          LABEL CDATA #IMPLIED
          COLOR CDATA #IMPLIED
          CONSTRAINT CDATA #IMPLIED
          PREFIX CDATA #IMPLIED>

<!ATTLIST VALUE
          ID ID #REQUIRED
          NAME CDATA #REQUIRED
          LABEL CDATA #IMPLIED
          COLOR CDATA #IMPLIED>
```

```
<!ATTLIST MEDIA-FILE
    ID ID #REQUIRED
    LEGACY-PATH CDATA #REQUIRED
>

<!ELEMENT UTTERANCE(NOTES, MEDIA-REF+, SEGMENT+)>
<!ATTLIST UTTERANCE
    ID ID #REQUIRED
    EXCERPT CDATA #REQUIRED
    S CDATA #REQUIRED
    E CDATA #REQUIRED
>

<!ELEMENT NOTES CDATA>

<!ATTLIST MEDIA-REF
    ID IDREF #REQUIRED
>

<!ELEMENT SEGMENT(TRACK+)>
<!ATTLIST SEGMENT
    PARTICIPANT-ID IDREF #REQUIRED
    PRIMARY (true|false) #IMPLIED
>

<!ELEMENT TRACK(A+)>
<!ATTLIST TRACK
    FID IDREF #REQUIRED
>

<!ATTLIST A
    S CDATA #REQUIRED
    E CDATA #REQUIRED
    VID IDREF #REQUIRED
>
```

## *Appendix D: References*

---

- [1] Aarons, D., B. Bahan, J. Kegl & C. Neidle. 1995. Lexical Tense Markers in American Sign Language. In *Language, Gesture, and Space*, ed. Emmorey, K., J. S. Reilly, pp. 225-253. Hillsdale, NJ: Lawrence Erlbaum
- [2] Athitsos, V. & S. Sclaroff. 2003. Database indexing methods for 3D hand pose estimation. *Proc. 5th Int. Workshop on Gesture and Sign Language based Human-Computer Interaction*
- [3] Bahan, B., J. Kegl, R. G. Lee, D. MacLaughlin & C. Neidle. 2000. The Licensing of Null Arguments in American Sign Language. *Linguistic Inquiry* 31: 1-27
- [4] Bahan, B., J. Kegl, D. MacLaughlin & C. Neidle. 1995. Convergent Evidence for the Structure of Determiner Phrases in American Sign Language. In *FLSM VI: Proceedings of the Sixth Annual Meeting of the Formal Linguistics Society of Mid-America*, ed. Gabriele, L., D. Hardison, R. Westmoreland, pp. 1-12. Bloomington, Indiana: Indiana University Linguistics Club
- [5] Brentari, D. 1998. *A prosodic model of sign language phonology*. Cambridge, MA: MIT Press
- [6] Castelli, T., M. Betke & C. Neidle. 2006. Facial Feature Tracking and Occlusion Recovery in American Sign Language. In *Pattern Recognition in Information Systems: Proceedings of the 6th International Workshop on Pattern Recognition in Information Systems - PRIS 2006* ed. Fred, A., A. Lourenço, pp. 81-90. Paphos, Cyprus: INSTICC Press
- [7] Conlin, F., P. Hagstrom & C. Neidle. 2003. A particle of indefiniteness in American Sign Language. *Linguistic Discovery* 2
- [8] Crasborn, O. & E. van der Kooij. in preparation. Base-joint position in Sign Language of the Netherlands: phonetic variation and phonological specification. In *Issues in the Phonetics-Phonology Interface*, ed. Heuven, V. J. v., H. G. van der Hulst, J. M. van de Weijer
- [9] Duffy, Q., C. Neidle, R. G. Lee & M. Schlang. 2007. Roadtrip 1 (version 1.0). *NCSLGR SignStream™ Databases Vol. 7*; distributed by C. Neidle for the American Sign Language Linguistic Research Project, Boston University, Boston, MA
- [10] ---. 2007. Roadtrip 2 (version 1.0). *NCSLGR SignStream™ Databases Vol. 7*; distributed by C. Neidle for the American Sign Language Linguistic Research Project, Boston University, Boston, MA

- [11] ---. 2007. Scary story (version 1.0). *NCSLGR SignStream™ Databases Vol. 7*; distributed by C. Neidle for the American Sign Language Linguistic Research Project, Boston University, Boston, MA
- [12] Erdem, M. & S. Sclaroff. 2002. Automatic detection of relevant head gestures in American Sign Language communication. *Proc. Int. Conf. on Pattern Recognition (ICPR)*
- [13] Goldenstein, S. & C. Vogler. 2006. When Occlusions are Outliers. *Proceedings of the Workshop on the 25 Years of RANSAC (in conjunction with CVPR)*
- [14] He, W., G. Tsechpenakis, D. Metaxas & C. Neidle. 2005. *Discovery of Informative Unlabeled Data for Improved Learning*. Presented at IEEE International Workshop on Modeling People and Human Interaction (PHI '05) in conjunction with ICCV '05, Beijing, China, October, 2005
- [15] Hoza, J., C. Neidle, D. MacLaughlin, J. Kegl & B. Bahan. 1997. A Unified Syntactic Account of Rhetorical Questions in American Sign Language. In *Syntactic Structure and Discourse Function: An Examination of Two Constructions in ASL, Report Number 4*, ed. Neidle, C., D. MacLaughlin, R. G. Lee, pp. 1-23. Boston University, Boston, MA: American Sign Language Linguistic Research Project
- [16] Kegl, J., C. Neidle, D. MacLaughlin, J. Hoza & B. Bahan. 1996. The Case for Grammar, Order and Position in ASL: A Reply to Bouchard and Dubuisson. *Sign Language Studies* 90: 1-23
- [17] Lee, R. G., C. Neidle, D. MacLaughlin, B. Bahan & J. Kegl. 1997. Role Shift in ASL: A Syntactic Look at Direct Speech. In *Syntactic Structure and Discourse Function: An Examination of Two Constructions in ASL, Report Number 4*, ed. Neidle, C., D. MacLaughlin, R. G. Lee, pp. 24-45. Boston, MA: American Sign Language Linguistic Research Project, Boston University
- [18] MacLaughlin, D., C. Neidle, B. Bahan & R. G. Lee. 2000. Morphological Inflections and Syntactic Representations of Person and Number in ASL. *Recherches linguistiques de Vincennes* 29 : Langage et surdit : 73-100
- [19] MacLaughlin, D., C. Neidle & D. Greenfield. 2000. *SignStream™ User's Guide, Version 2.0*, American Sign Language Linguistic Research Project No. 9, Boston University, Boston, MA
- [20] Metaxas, D. & G. Tsechpenakis. 2005. Dynamic Data Driven Coupling of Continuous and Discrete Methods for 3D Tracking, International Conference on Computational Science, (ICCS'05), Atlanta, USA, May, 2005. . In *Lecture Notes in Computer Science*, pp. 712: Springer-Verlag

- [21] Neidle, C. 2002. *SignStream™ Annotation: Conventions used for the American Sign Language Linguistic Research Project. Rep. 11*, American Sign Language Linguistic Research Project Report No. 11, Boston University, Boston, MA
- [22] ---. 2002. SignStream™: A Database Tool for Research on Visual-Gestural Language. *Journal of Sign Language and Linguistics* 4: 203-214
- [23] ---. 2003. Language Across Modalities: ASL Focus and Question Constructions. *Linguistic Variation Yearbook* 2: 71-98
- [24] Neidle, C., B. Bahan, D. MacLaughlin, R. G. Lee & J. Kegl. 1998. Realizations of Syntactic Agreement in American Sign Language: Similarities between the Clause and the Noun Phrase. *Studia Linguistica* 52: 191-226
- [25] Neidle, C., Q. Duffy, R. G. Lee & M. Schlang. 2007. Ali (version 1.0). *NCSLGR SignStream™ Databases Vol. 5*; distributed by C. Neidle for the American Sign Language Linguistic Research Project, Boston University, Boston, MA
- [26] ---. 2007. Dorm prank (version 1.0). *NCSLGR SignStream™ Databases Vol. 5*; distributed by C. Neidle for the American Sign Language Linguistic Research Project, Boston University, Boston, MA
- [27] ---. 2007. Football (version 1.0). *NCSLGR SignStream™ Databases Vol. 6*; distributed by C. Neidle for the American Sign Language Linguistic Research Project, Boston University, Boston, MA
- [28] ---. 2007. LAPD (version 1.0). *NCSLGR SignStream™ Databases Vol. 5*; distributed by C. Neidle for the American Sign Language Linguistic Research Project, Boston University, Boston, MA
- [29] ---. 2007. Siblings (version 1.0). *NCSLGR SignStream™ Databases Vol. 6*; distributed by C. Neidle for the American Sign Language Linguistic Research Project, Boston University, Boston, MA
- [30] ---. 2007. Whitewater (version 1.0). *NCSLGR SignStream™ Databases Vol. 5*; distributed by C. Neidle for the American Sign Language Linguistic Research Project, Boston University, Boston, MA
- [31] Neidle, C., J. Kegl, B. Bahan, D. Aarons & D. MacLaughlin. 1997. Rightward Wh-Movement in American Sign Language. In *Rightward Movement*, ed. Beerman (sic), D., D. LeBlanc, H. Van Riemsdijk, pp. 247-278. Philadelphia: John Benjamins
- [32] Neidle, C., J. Kegl, D. MacLaughlin, B. Bahan & R. G. Lee. 2000. *The Syntax of American Sign Language: Functional Categories and Hierarchical Structure*. Cambridge, MA: MIT Press

- [33] Neidle, C. & R. G. Lee. 2006. Syntactic agreement across language modalities. In *Studies on Agreement*, ed. Costa, J., M. C. Figueiredo Silva. Amsterdam: John Benjamins
- [34] Neidle, C., R. G. Lee, Q. Duffy & M. Schlang. 2007. Close Call (version 1.0). *NCSLGR SignStream™ Databases Vol. 3*; distributed by C. Neidle for the American Sign Language Linguistic Research Project, Boston University, Boston, MA
- [35] ---. 2007. Speeding (version 1.0). *NCSLGR SignStream™ Databases Vol. 3*; distributed by C. Neidle for the American Sign Language Linguistic Research Project, Boston University, Boston, MA
- [36] ---. 2007. Three pigs (version 1.0). *NCSLGR SignStream™ Databases Vol. 3*; distributed by C. Neidle for the American Sign Language Linguistic Research Project, Boston University, Boston, MA
- [37] Neidle, C., R. G. Lee, M. Schlang & Q. Duffy. 2007. Accident (version 1.0). *NCSLGR SignStream™ Databases Vol. 4*; distributed by C. Neidle for the American Sign Language Linguistic Research Project, Boston University, Boston, MA
- [38] ---. 2007. Biker (version 1.0). *NCSLGR SignStream™ Databases Vol. 4*; distributed by C. Neidle for the American Sign Language Linguistic Research Project, Boston University, Boston, MA
- [39] ---. 2007. Boston-LA (version 1.0). *NCSLGR SignStream™ Databases Vol. 4*; distributed by C. Neidle for the American Sign Language Linguistic Research Project, Boston University, Boston, MA
- [40] Neidle, C. & D. MacLaughlin. 2002. The Distribution of Functional Projections in ASL: Evidence from Overt Expressions of Syntactic Features. In *Functional Structure in the DP and IP: The Cartography of Syntactic Structures*, ed. Cinque, G. Oxford: Oxford University Press
- [41] Neidle, C., D. MacLaughlin, R. G. Lee, B. Bahan & J. Kegl. 1998. The Rightward Analysis of Wh-movement in ASL: A Reply to Petronio and Lillo-Martin 1997. *Language* 74: 819-831
- [42] Neidle, C., S. Sclaroff & V. Athitsos. 2001. SignStream™: A Tool for Linguistic and Computer Vision Research on Visual-Gestural Language Data. *Behavior Research Methods, Instruments, and Computers* 33: 311-320
- [43] Papaterou, P., G. Kollios, S. Sclaroff & D. Gunopoulos. 2005. Discovering Frequent Arrangements of Temporal Intervals. *Proceedings of the International Conference on Data Mining (ICDM)*: 354-361

- [44] Tsechpenakis, G., D. Metaxas, O. Hadjiliadis & C. Neidle. 2006. Robust Online Change-point Detection in Video Sequences. *2nd IEEE Workshop on Vision for Human Computer Interaction (V4HCI), in conjunction with IEEE Conference on Computer Vision and Pattern Recognition (CVPR'06), New York, NY, June 2006.*
- [45] Tsechpenakis, G., D. Metaxas & C. Neidle. 2006. Learning-based Coupling of Discrete and Continuous Trackers. *Computer Vision and Image Understanding* 104: 140-156, Nov/Dec 2006
- [46] ---. In press. Combining Discrete and Continuous 3D Trackers. In *Understanding, Modelling, Capture and Animation Series: Computational Imaging and Vision, Vol. 36* ed. Rosenhahn, B., R. Klette, D. Metaxas: Springer
- [47] Vogler, C. & S. Goldenstein. 2005. Analysis of facial expressions in American Sign Language. Proceedings of the 3rd Intl. Conf. on Universal Access in Human-Computer Interaction (UAHCI) 2005.
- [48] ---. In press, 2007. Facial movement analysis in ASL. *Springer Journal on Universal Access in the Information Society*
- [49] Vogler, C., S. Goldenstein, J. Stolfi, V. Pavlovic & D. Metaxas. 2007. Outlier rejection in high-dimensional deformable models. *Image and Vision Computing* 25: 274-284
- [50] Vogler, C. & D. Metaxas. 2004. Handshapes and movements: Multiple-channel ASL recognition. *Springer Lecture Notes in Artificial Intelligence (Proceedings of the Gesture Workshop '03, Genova, Italy)* 2915: 247-258
- [51] Yuan, Q., S. Sclaroff & V. Athitsos. 2005. Automatic 2D Hand Tracking in Video Sequences. *Proc. IEEE Workshop on Applications of Computer Vision, Jan. 2005*

# Index

---

## A

Accident, 27, 29

**ACROSS**, 5

*address*, 15

**ADVANTAGE**, 5

*advice*, 5

**ADVISE**, 5

agentive, 6

Ali, 27, 29

**ALL-GONE**, 12

**ALL-NIGHT**, 12

**ALL-THE-WAY**, 11

American Sign Language Linguistic Research Project.

*See* ASLLRP

**ANYWAY/NOT-MATTER**, 13

**APPLAUSE**, 5

ASLLRP, 1, 28

## B

**BETWEEN**, 3

Biker, 27, 29

*bleed*, 5

**BLOOD**, 5

**BORE**, 5

**BORN**, 8

*Bostonian*, 6

Boston-LA, 27, 29

**BUY**, 6

## C

**CALL**, 6, 14

**CALL-BY-PHONE**, 6, 14

CD-ROM's, 28

**CITY/COMMUNITY**, 13

Close Call, 27, 29

Compounds, 6

**CONFUSE**, 6

*cost*, 4

**CREATE/PRETEND**, 13

## D

Data, 28

DawnSignPress

Stories, 28

Dead Dog Story, 28

**DEPART**, 8

**DIFFERENT**, 5

*dinner*, 6

Dorm prank, 27, 29

Duffy, Quinn, 16

## E

**EAT+NIGHT**, 6

**EAT+NOON**, 6

**EMPTY**, 12

**EXCUSE**, 4

**EXCUSE-GO**, 4, 8

## F

**FALL-INTO-IT**, 11

**FALL-INTO-PLACE**, 11

**FASCINATED**, 5

**FAVORITE/PREFER**, 6

*fee*, 4

**FINALLY/SUCCEED**, 13

*fine*, 4

**FINISH**, 4, 5, 10

**FINISH-shake**, 4, 10

Football, 27, 30

**FORGET-IT**, 24

<b>G</b>
----------

**GAME**, 11

## Gestures, 18

"darn", 26  
 "gees", 25  
 "nah", 24  
 "oh my god", 25  
 5"actually", 18  
 5"ahh", 22  
 5"anyway", 21  
 5"aw, man", 18  
 5"calm down", 23  
 5"checking it out", 23  
 5"come here", 24  
 5"come on", 19  
 5"concession", 19  
 5"dismissive gesture", 23  
 5"drop topic", 24  
 5"dumbfounded", 17  
 5"everything in order", 17  
 5"exasperation", 17  
 5"for our sake", 21  
 5"forget it", 22  
 5"frustration", 17  
 5"hands off", 21  
 5"hesitation", 26  
 5"hey, no", 21  
 5"hey", 21  
 5"I don't know", 18  
 5"it's ok", 21  
 5"keep in mind", 21  
 5"leave it at that", 24  
 5"let it go", 24  
 5"let's see", 19  
 5"listen up", 23  
 5"looking for words", 18  
 5"no more", 21  
 5"not a big deal", 22  
 5"not know what to do", 18  
 5"of course", 19  
 5"oh gosh", 23

5"oh well", 20  
 5"ok (giving in)", 18  
 5"ok, hey", 19  
 5"ok, let's see", 25  
 5"out of my control", 18  
 5"panic", 18  
 5"perplexed", 26  
 5"reassure", 20  
 5"reassuring self", 23  
 5"relieved", 26  
 5"reluctance", 26  
 5"resignation", 17  
 5"set", 22  
 5"sheepish", 17  
 5"sigh", 23  
 5"so, all set", 22  
 5"so, ok", 23  
 5"so-so", 23  
 5"surprised", 23  
 5"taken aback", 26  
 5"that's the way it is", 17  
 5"this is nothing", 24  
 5"to let you know, it's OK", 20  
 5"trepidation", 17  
 5"waiting for news", 25  
 5"wave no", 20  
 5"what the heck", 20  
 5"what's going on?", 19  
 5"whoa", 22  
 5"wow", 25  
 5"you know", 17  
 5"you see", 17  
 B-L"go ahead", 24  
 B-L"go on", 18  
 FORGET-IT, 24  
 R"hopping", 26  
 vs. signs, 16

*get ready*, 6**GET-OUT**, 10**GIFT**, 13**GIVE**, 13**GONE**, 12

**GO-OUT**, 10

**GRAB-CHANCE**, 12

## H

Handshapes, 31

Handshapes, distinguishing signs, 3

## I

idiomatic expressions, 6

Immigrants Story, 28

**INFORM**, 5

*information*, 5

**INSURANCE/INFECTION**, 13

Introduction to a Story, 28

## L

LAPD, 27, 30

*law*, 6

**LEAVE**, 3

**LEAVE-THERE**, 8

**LEGAL/LAW**, 6

*life*, 15

**LIVE**, 5, 15

**LONG-LIST**, 11

**LOOK**, 9

**LOOK+SAME**, 9

**LOOK-LIKE**, 9

*lunch*, 6

## M

Macintosh, 1

**MELT/SOLVE**, 13

**MIND**, 14

**MISTAKE**, 6, 14

Morphology, 6

**MOTIVATE**, 5

## N

Narratives of 2007 ASLLRP collection, 27

National Center for Sign Language and Gesture

Resources. *See* NCSLGR

**NAUSEA**, 5

NCSLGR, 1, 28

**NONE**, 10

**NONE/NOTHING**, 10

**NOTHING**, 10

**NOT-MIND**, 14

**ns-BOSTON+PERSON**, 6

## O

**OPEN**, 4, 9

**OPEN-BOOK**, 4, 9

**OUT**, 10. *See also:* **OUTSIDE, GO-OUT, GET-OUT**

**OUTSIDE**, 10

**OVER/AFTER**, 13

**OVER-NIGHT**, 12

## P

**PACE/PROGRESS**, 13

Part of speech, 5

Demonstratives, 7

Labeling, 7

Possessives, 7

**PAY**, 9

*penalty*, 4

**PERSON**, 6

**PHONE**, 6, 14

**PLAY-AGAINST**, 11

*prefer*, 6

**PRICE**, 4

## R

**READY**, 6  
**REALLY**, 6  
**RELIEVED**, 5  
**RESIDENCE/ADDRESS**, 15  
 Roadtrip 1, 27, 30  
 Roadtrip 2, 27, 30

## S

**SCARE**, 5  
 Scary story, 27, 30  
 Segmentation issues, 7  
**SELL**, 6  
**SET-ASIDE**, 12  
*shopping*, 6  
 Siblings, 27, 30  
**SICK**, 5  
**SIGN**, 9  
 SignStream™, 1, 28  
     version 3, under development, 1, 2  
     XML DTD, 38  
 Ski Trip Story, 28  
 Software, 28  
**SPECIAL/EXCEPT**, 13  
**SPEECH/LECTURE**, 13  
 Speeding, 27, 29  
**STAY-AWAKE**, 12  
**STAY-AWAKE-ALL-NIGHT**, 12  
**STORE**, 6  
**STORY**, 8  
**STRAIGHT-ALL-THE-WAY**, 11  
*sure*, 6

## T

*take advantage*, 5  
**TAKE-OFF**, 4, 8  
**TALK**, 4, 9  
**TALKwg**, 4, 9  
*tax*, 4  
*telephone*, 6  
**TEMPT**, 5  
 Three pigs, 27, 29  
*toll*, 4  
**TOTAL**, 11  
*true*, 6  
**TRUE-BUSINESS**, 6

## U

**USE-SIGN-LANGUAGE**, 9

## V

Video, 1  
 vulcan. *See* **BETWEEN**

## W

Whitewater, 27, 29  
**WRONG**, 6, 14

## X

XML, 1, 38